

SIGLENT TECHNOLOGIES

RF PRODUCT CATALOG

- Spectrum Analyzer
- Spectrum & Vector Network Analyzer
- Vector Network Analyzer
- RF/MW Signal Generator



CATALOG

Company Profile	02
Vector Network Analyzer	
SNA6000A Vector Network Analyzer	03
SNA5000A Vector Network Analyzer	08
SNA5000X-E Vector Network Analyzer	13
SHN900A Portable Vector Network Analyzer	17
Switch Matrix	
SSM5000A Switch Matrix	21
Mechanical Switch	
SSU5000A Mechanical Switch	23
Spectrum Analyzer	
SSA5000A Spectrum Analyzer	25
SSA3000X-R Real-time Spectrum Analyzer	28
SSA3000X Plus Spectrum Analyzer	32
SSA3000X Spectrum Analyzer	35
SHA860A Portable Signal Analyzer	38
SHA850A Portable Spectrum Analyzer	41
Spectrum & Vector Network Analyzer	
SVA1000X Spectrum & Vector Network Analyzer	44
RF/MW Signal Generator	
SSG6000A RF Signal Generator	48
SSG6082A-V Vector Signal Generator	50
SSG5000A RF Signal Generator	53
SSG5000X RF Signal Generator	55
SSG3000X RF Signal Generator	59
Accessories	62
Other Products Overview	67
Service	72

Company Profile

SIGLENT TECHNOLOGIES Co., Ltd.

Every Bench. Every Engineer. Every Day.

SIGLENT has been providing test & measurement solutions for almost 18 years from its headquarter in Shenzhen, China. There are more than 300 employees, one third of whom are high-educated R&D engineers.

SIGLENT has many patent technologies. We are dedicated to develop sophisticated and high quality digital oscilloscopes, waveform generators, RF signal generators, handheld digital oscilloscopes, spectrum analyzers, vector network analyzers and DC power supplies, DC Electronic Loads, digital multimeters. We strive to deliver the highest quality of customer service and satisfaction to our customers.




SIGLENT provides the following instruments:

- Digital Oscilloscope
- Handheld Oscilloscope
- Waveform Generator
- RF/MW Signal Generator
- Spectrum Analyzer
- Vector Network Analyzer
- DC Power Supply
- DC Electronic Load
- Digital Multimeter
- Probes & Accessories

SIGLENT sincerely invite you to join

Please email :

sales@siglent.com





SNA6000A

Vector Network Analyzer

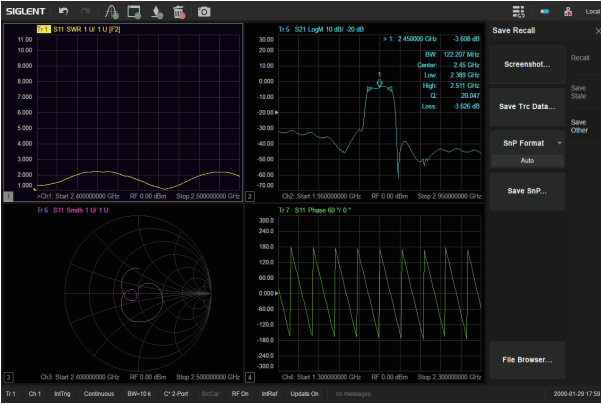


Features and Benefits

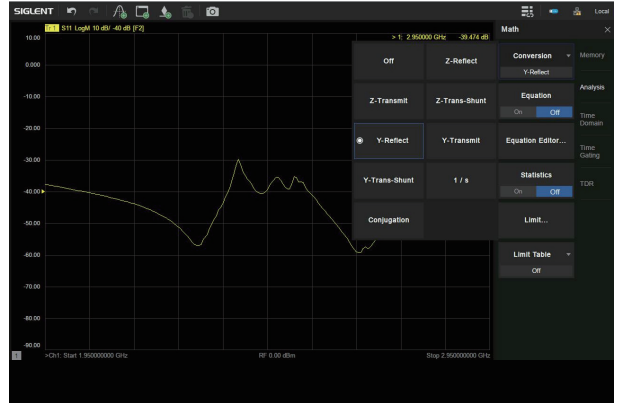
- Frequency range: 100 kHz - 13.5 GHz and 100 kHz - 26.5 GHz
- Frequency resolution: 1 Hz
- Level resolution: 0.05 dB
- Range of IFBW: 1 Hz~10 MHz
- Setting range of output level: -55 dBm ~ +10 dBm
- Dynamic range: 135 dB
- Types of calibration: Response calibration, Enhanced Response calibration, Full-one port calibration, Full-two port calibration, Full-three port calibration, Full-four port calibration, TRL calibration
- Types of measurement: Scattering-parameter measurement, differential-parameter measurement, receiver measurement, time-domain parameter analysis, limit test, ripple test, impedance conversion, fixture simulation, adapter removal/insertion, spectrum analysis frequency offset, scalar mixer measurement, pulse measurement, Material Measurement
- Internal Bias-Tee connections
- Interface: LAN, USB Device, USB Host (USB-GPIB)
- Remote control: SCPI/ Labview/ IVI based on USB-TMC / VXI-11 / Socket /Telnet / WebServer
- 12.1-inch touch screen
- Video output: HDMI/DVI-D/DP

Design features

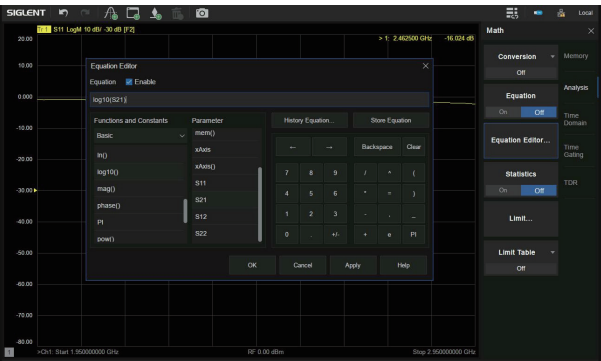
• Multi-format display



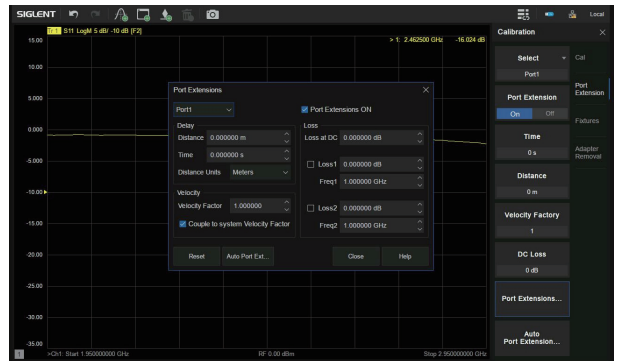
• Impedance conversion



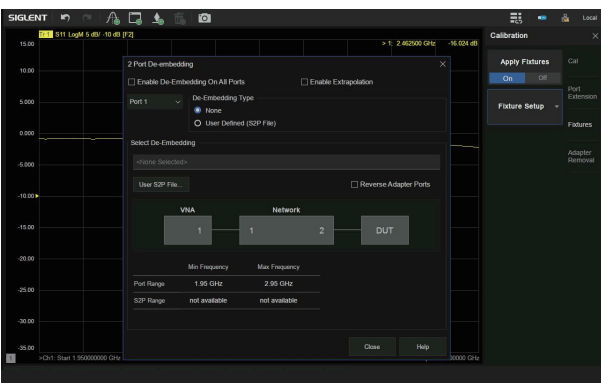
• Equation Editor



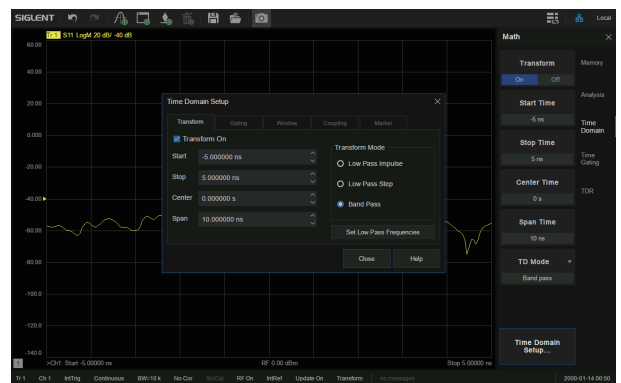
• Port Extensions



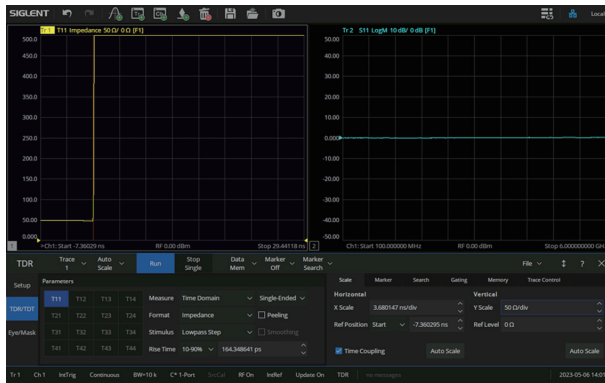
• Embedding and De-Embedding



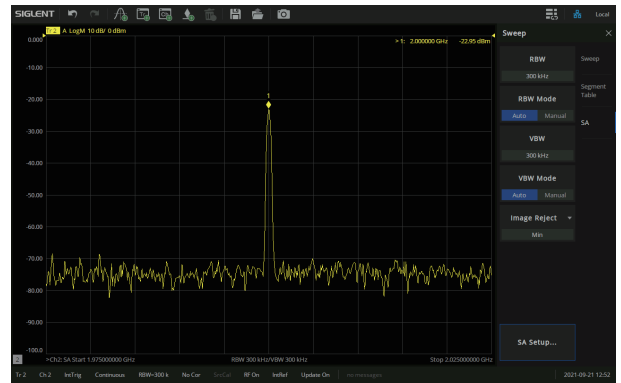
• Time-Domain analysis



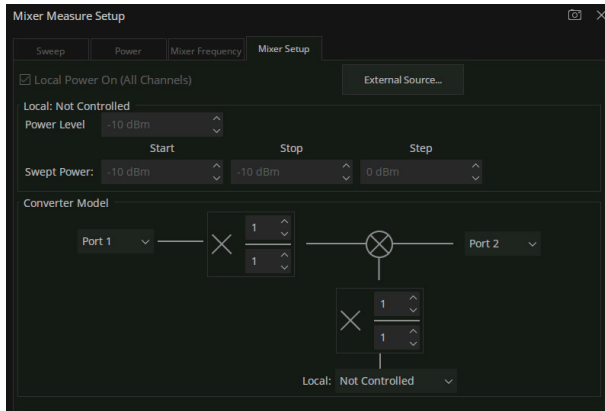
Enhanced Time-Domain analysis (TDR)



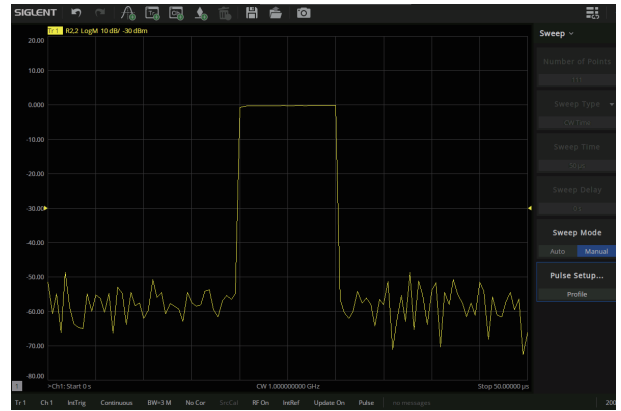
Spectrum analysis



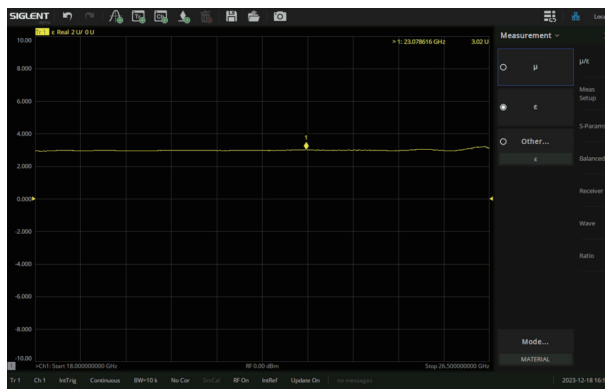
Scalar mixer measurement



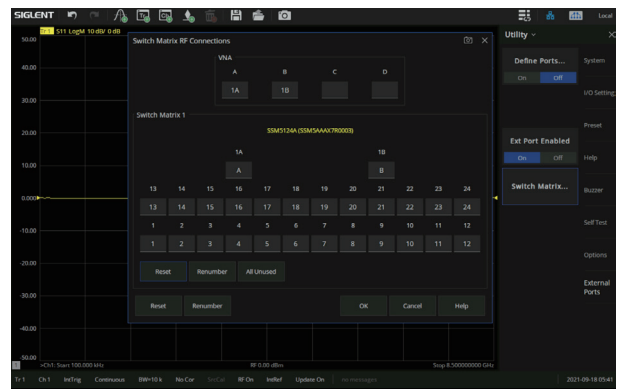
Pulse Modulation



Material Measurement



Switch matrix measurement





Model and Main index

Model	SNA6034A SNA6134A	SNA6032A SNA6132A	SNA6024A SNA6124A	SNA6022A SNA6122A
Frequency range	100 kHz~26.5 GHz		100 kHz~13.5 GHz	
Ports	4	2	4	2
Frequency resolution	1 Hz			
Level resolution	0.05 dB			
Range of IFBW	1 Hz~10 MHz			
Number of points	2 to 100,001			
Setting range of output level	-55 dBm ~ +10 dBm			
Dynamic range	135 dB			
Types of calibration	Response calibration, Enhanced Response calibration, Full-one port calibration, Full-two port calibration, Full-three port calibration, Full-four port calibration, TRL calibration			
Types of measurement	Scattering-parameter measurement, differential-parameter measurement, receiver measurement, time-domain parameter analysis, limit test, ripple test, impedance conversion, fixture simulation, adapter removal/insertion, enhanced time-domain parameter analysis (TDR), spectrum analysis, frequency offset, scalar mixer measurement, pulse measurement, Material Measurement			
Bias-Tees	Support			
Interface	LAN, USB Device, USB Host (USB-GPIB)			
Remote control	SCPI/ Labview/ IVI based on USB-TMC/ VXI-11/ Socket/ Telnet/ WebServer			
Display	12.1-inch touch screen			
Video output	HDMI/DVI-D/DP			



Ordering Information

Items	Description	Order Number
Products	4 ports, 26.5G Vector Network Analyzer	SNA6034A
	2 ports, 26.5G Vector Network Analyzer	SNA6032A
	4 ports, 13.5G Vector Network Analyzer	SNA6024A
	2 ports, 13.5G Vector Network Analyzer	SNA6022A
	4 ports, 26.5G Vector Network Analyzer (Includes front panel jumper interface)	SNA6134A
	2 ports, 26.5G Vector Network Analyzer (Includes front panel jumper interface)	SNA6132A
	4 ports, 13.5G Vector Network Analyzer (Includes front panel jumper interface)	SNA6124A
	2 ports, 13.5G Vector Network Analyzer (Includes front panel jumper interface)	SNA6122A
Standard Accessories	1 x Quick-start, 1 x Power-cable, 1 x USB-cable, 1 x calibration-certificate, 1 x Wireless mouse, 1 x Protective Cover	
Optional Accessories	High-performance reference source	SNA6000-HPR
	Time-Domain analysis	SNA6000-TDA
	Enhanced Time-Domain analysis	SNA6000-TDR
	Spectrum analysis	SNA6000-SA
	Scalar mixer measurement	SNA6000-SMM
	Pulse measurement	SNA6000-PM
	Material Measurement	SNA6000-MT
	SEM5000A series electronic calibrators	SEM5000A
	N-type, Male, 50Ω Calibration Kit, 0-4.5 GHz	F503ME
	N-type, Female, 50Ω Calibration Kit, 0-4.5 GHz	F503FE
	N-type, Male, 50Ω Calibration Kit, 0-9 GHz	F504MS

Items	Description	Order Number
Optional Accessories	N-type, Female, 50Ω Calibration Kit, 0-9 GHz	F504FS
	N-type, Male, 50Ω Calibration Kit, 0-9 GHz	Y504MS
	N-type, Female, 50Ω Calibration Kit, 0-9 GHz	Y504FS
	N-type, Male and Female, 50Ω Calibration Kit,0-9 GHz	F504TS
	N-type, Male and Female, 50Ω Calibration Kit,0-18 GHz	F505TS
	3.5 mm, Male, 50Ω Calibration Kit, 0-4.5 GHz	F603ME
	3.5 mm, Female, 50Ω Calibration Kit, 0-4.5 GHz	F603FE
	3.5 mm, Male, 50Ω Calibration Kit, 0-9 GHz	F604MS
	3.5 mm, Female, 50Ω Calibration Kit, 0-9 GHz	F604FS
	3.5 mm, Male and Female, 50Ω Calibration Kit, 0-9 GHz	F604TS
	3.5 mm, Male, 50Ω Calibration Kit, 0-26.5 GHz	Y606MS
	3.5 mm, Female, 50Ω Calibration Kit, 0-26.5 GHz	Y606FS
	3.5 mm, Female, 50Ω Calibration Kit, 0-26.5 GHz	F606FS
	3.5 mm, Male and Female, 50Ω Calibration Kit, 0-26.5 GHz	F606TS
	50Ω Waveguide calibration kit, 18-26.5 GHz	KWR42A
	N(M)-SMA(F) RF Cable DC~6 GHz,1000 mm	S06-NMSF-1M
	N(M)-SMA(F) RF Cable DC~18 GHz,1000 mm	S18-NMSF-1M
	2.9 mm(M)- 2.9 mm (F) RF Cable DC~40 GHz,1000 mm	S40-29M29F-1M
	N(M)-SMA(M) RF Cable DC~18 GHz,1000 mm	N-SMA-18L
	N(M)-N(M) RF Cable DC~18 GHz,1000 mm	N-N-18L
	SMA(M)-SMA(M) RF Cable DC~18 GHz,1000 mm	SMA-SMA-18L
	SMA(M)-SMA(M) RF Cable DC~26.5 GHz,1000 mm	SMA-SMA-26L
	SMA(F)-SMA(M) RF Cable DC~26.5 GHz,1000 mm	SMAF-SMA-26L
	NMD 3.5 female-NMD 3.5 Male DC-26.5 GHz,635 mm	V26-N35MN35F-25IN
	NMD 3.5 female-APC 3.5 female DC-26.5 GHz,635 mm	V26-N35FA35F-25IN
	USB-GPIB Adapter	USB-GPIB
	RF demonstration board	SNA-TB01
	Adjustable Differential TDR probe DC-18 GHz	ADP-18
	Adjustable Differential TDR probe DC-26.5 GHz	ADP-26
	Adjustable Single-end TDR probe DC-18 GHz	ASP-18
	Adjustable Single-end TDR probe DC-26.5 GHz	ASP-26



SNA5000A

Vector Network Analyzer

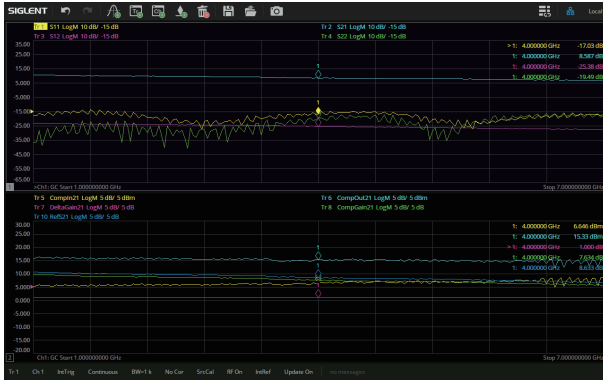


Features and Benefits

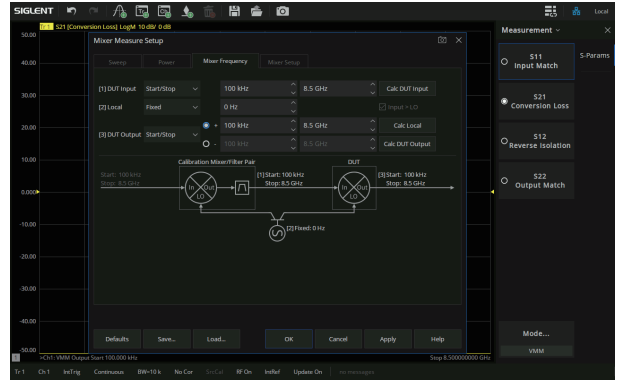
- Frequency range: 9 kHz~8.5 GHz and 100 kHz~26.5 GHz
- Frequency resolution: 1 Hz
- Level resolution: 0.05 dB
- Range of IFBW: 1 Hz~10 MHz
- Setting range of output level: -55 dBm~+10 dBm
- Dynamic range: 125 dB
- Types of calibration: Response calibration, Enhanced Response calibration, Full-one port calibration, Full-two port calibration, Full-three port calibration, Full-four port calibration, TRL calibration
- Types of measurement: Scattering-parameter measurement, differential-parameter measurement, receiver measurement, time-domain parameter analysis, limit test, ripple test, impedance conversion, fixture simulation, adapter removal/insertion, spectrum analysis frequency offset, scalar mixer measurement, pulse measurement, Material Measurement, Gain Compression measurement, Vector mixer measurement
- Support Bias-Tees
- Interface: LAN, USB Device, USB Host(USB-GPIB)
- Remote control: SCPI/Labview/IVI based on USB-TMC/VXI-11/Socket/Telnet/WebServer
- 12.1-inch touch screen
- Video output: HDMI

Design features

Gain compression measurement



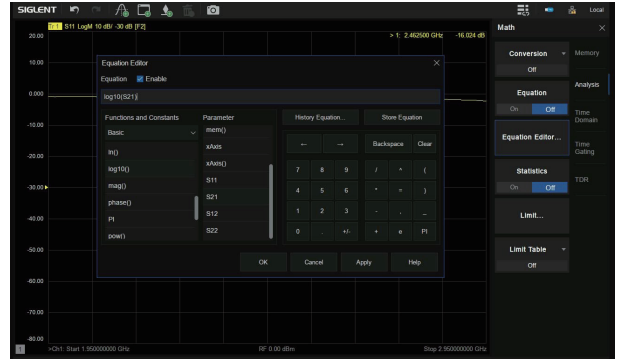
Vector mixer measurement



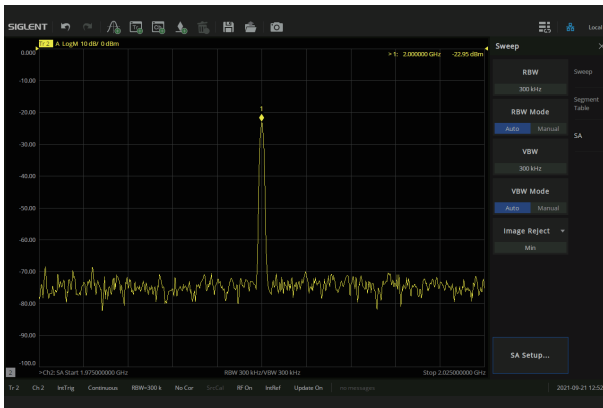
Impedance conversion



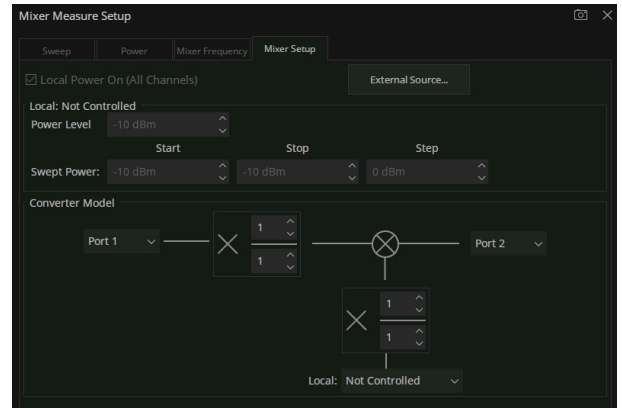
Equation Editor



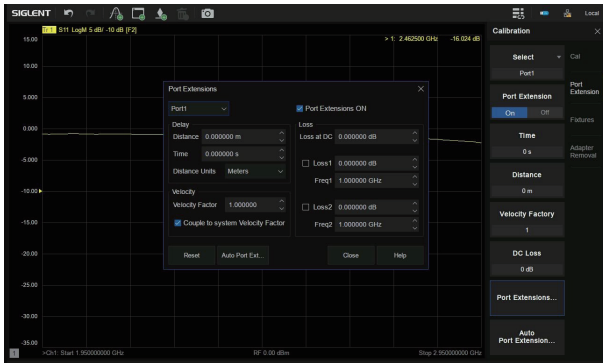
Spectrum analysis



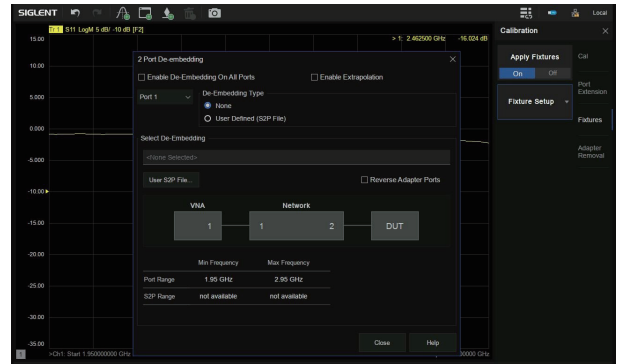
Scalar mixer measurement



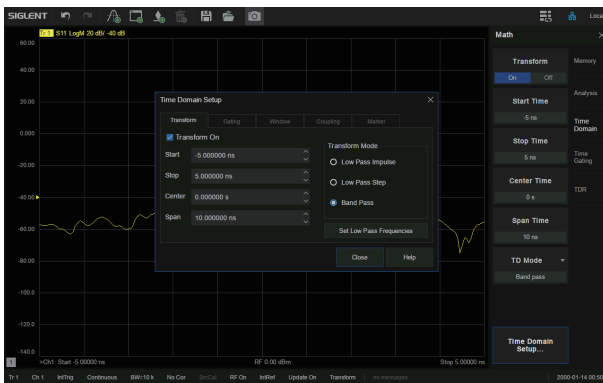
• Port Extensions



• Embedding and De-Embedding



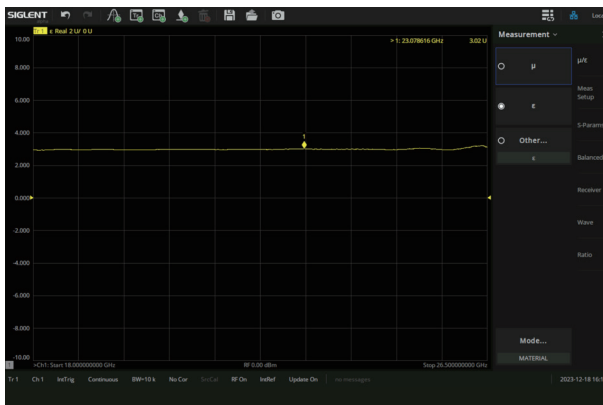
• Time-Domain analysis



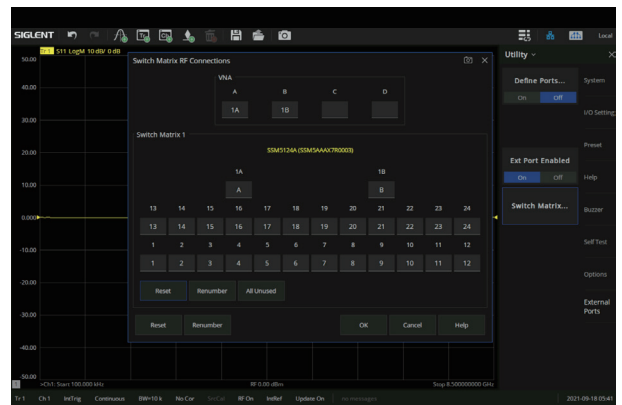
• Enhanced Time-Domain analysis(TDR)



• Material Measurement



• Switch matrix measurement





Model and Main index

Model	SNA5002A SNA5004A	SNA5012A SNA5014A	SNA5022A	SNA5032A
Frequency range	9 kHz~4.5 GHz	9 kHz~8.5 GHz	100 kHz~13.5 GHz	100 kHz~26.5 GHz
Ports	2/4	2/4	2	2
Frequency resolution	1 Hz			
Level resolution	0.05 dB			
Range of IFBW	1 Hz~10 MHz			
Setting range of output level	-55 dBm ~ +10 dBm			
Dynamic range	125 dB			
Types of calibration	Response calibration, Enhanced Response calibration, Full-one port calibration, Full-two port calibration, Full-three port calibration, Full-four port calibration, TRL calibration			
Types of measurement	Scattering-parameter measurement, differential-parameter measurement, receiver measurement, time-domain parameter analysis, limit test, ripple test, impedance conversion, fixture simulation, adapter removal / insertion, enhanced time-domain parameter analysis (TDR), spectrum analysis, frequency offset, scalar mixer measurement			
Bias-Tees	Support			
Interface	LAN, USB Device, USB Host(USB-GPIB)			
Remote control	SCPI/Labview/IVI based on USB-TMC/VXI-11/Socket/Telnet/WebServer			
Display	12.1-inch touch screen			
Video output	HDMI			



Ordering Information

Items	Description	Order Number
Products	2 ports, 4.5G Vector Network Analyzer	SNA5002A
	2 ports, 8.5G Vector Network Analyzer	SNA5012A
	4 ports, 4.5G Vector Network Analyzer	SNA5004A
	4 ports, 8.5G Vector Network Analyzer	SNA5014A
	2 ports, 13.5G Vector Network Analyzer	SNA5022A
	2 ports, 26.5G Vector Network Analyzer	SNA5032A
Standard Accessories	1 x Quick-start, 1 x Power-cable, 1 x USB-cable, 1 x calibration-certificate, 1 x Wireless mouse, 1 x Protective Cover	
Optional Accessories	High-performance reference source	SNA5000-HPR
	Time-Domain analysis	SNA5000-TDA
	Enhanced Time-Domain analysis	SNA5000-TDR
	Spectrum analysis	SNA5000-SA
	Scalar mixer measurement	SNA5000-SMM
	Performance Tests	SNA5000-PV
	Pulse measurement	SNA5000-PM
	Material Measurement	SNA5000-MT
	Gain Compression measurement	SNA5000-GC
	Vector mixer measurement	SNA5000-VMM
	SEM5000A series electronic calibrators	SEM5000A
	N-type, Male, 50Ω Calibration Kit, 0-4.5 GHz	F503ME
	N-type, Female, 50Ω Calibration Kit, 0-4.5 GHz	F503FE
	N-type, Male, 50Ω Calibration Kit, 0-9 GHz	F504MS
N-type, Female, 50Ω Calibration Kit, 0-9 GHz	F504FS	

Items	Description	Order Number
Optional Accessories	N-type, Male, 50Ω Calibration Kit, 0-9 GHz	Y504MS
	N-type, Female, 50Ω Calibration Kit, 0-9 GHz	Y504FS
	N-type, Male and Female, 50Ω Calibration Kit,0-9 GHz	F504TS
	N-type, Male and Female, 50Ω Calibration Kit,0-18 GHz	F505TS
	3.5 mm, Male, 50Ω Calibration Kit, 0-4.5 GHz	F603ME
	3.5 mm, Female, 50Ω Calibration Kit, 0-4.5 GHz	F603FE
	3.5 mm, Male, 50Ω Calibration Kit, 0-9 GHz	F604MS
	3.5 mm, Female, 50Ω Calibration Kit, 0-9 GHz	F604FS
	3.5 mm, Male and Female, 50Ω Calibration Kit, 0-9 GHz	F604TS
	3.5 mm, Male, 50Ω Calibration Kit, 0-26.5GHz	Y606MS
	3.5 mm, Female, 50Ω Calibration Kit, 0-26.5 GHz	Y606FS
	3.5 mm, Female, 50Ω Calibration Kit, 0-26.5 GHz	F606FS
	3.5 mm, Male and Female, 50Ω Calibration Kit, 0-26.5 GHz	F606TS
	50Ω Waveguide calibration kit, 18-26.5 GHz	KWR42A
	N(M)-SMA(F) RF Cable DC~6 GHz,1000 mm	S06-NMSF-1M
	N(M)-SMA(F) RF Cable DC~18 GHz,1000 mm	S18-NMSF-1M
	2.9 mm(M)- 2.9 mm (F) RF Cable DC~40 GHz,1000 mm	S40-29M29F-1M
	N(M)-SMA(M) RF Cable DC~18 GHz,1000 mm	N-SMA-18L
	N(M)-N(M) RF Cable DC~18 GHz,1000 mm	N-N-18L
	SMA(M)-SMA(M) RF Cable DC~18 GHz,1000 mm	SMA-SMA-18L
	SMA(M)-SMA(M) RF Cable DC~26.5 GHz,1000 mm	SMA-SMA-26L
	SMA(F)-SMA(M) RF Cable DC~26.5 GHz,1000 mm	SMAF-SMA-26L
	NMD 3.5 female-NMD 3.5 Male DC-26.5 GHz,635 mm	V26-N35MN35F-25IN
	NMD 3.5 female-APC 3.5 female DC-26.5 GHz,635 mm	V26-N35FA35F-25IN
	USB-GPIB Adapter	USB-GPIB
	RF demonstration board	SNA-TB01
	Adjustable Differential TDR probe DC-18 GHz	ADP-18
	Adjustable Differential TDR probe DC-26.5 GHz	ADP-26
	Adjustable Single-end TDR probe DC-18 GHz	ASP-18
	Adjustable Single-end TDR probe DC-26.5 GHz	ASP-26



SNA5000X-E

Vector Network Analyzer



Features and Benefits

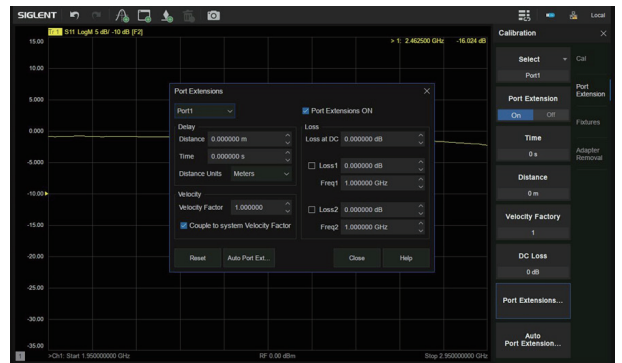
- Frequency range: 9 kHz ~ 6.5 GHz
- Frequency resolution: 1 Hz
- Level resolution: 0.05 dB
- Range of IFBW: 1 Hz ~ 10 MHz
- Setting range of output level: -40 dBm ~ +10 dBm
- Dynamic range: 125 dB (typ.)
- Types of calibration: Response calibration, Enhanced Response calibration, Full-one port calibration, Full-two port calibration, TRL calibration
- Types of measurement: Scattering-parameter measurement, differential-parameter measurement, receiver measurement, time-domain parameter analysis, impedance conversion, fixture simulation, adapter removal/insertion, spectrum analysis
- Internal Bias-Tee connections
- Interface: LAN, USB Device, USB Host (USB-GPIB)
- Remote control: SCPI/ Labview/ IVI based on USB-TMC / VXI-11 / Socket /Telnet / WebServer
- 12.1-inch touch screen
- Video output: HDMI

 Design features

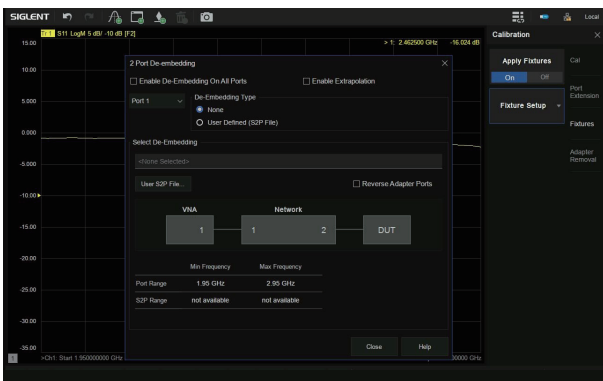
• Impedance conversion



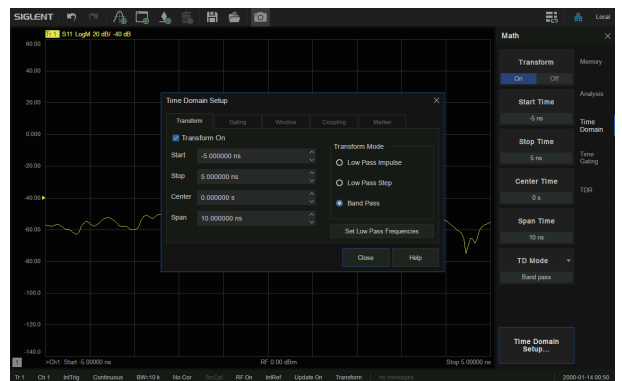
• Port Extensions



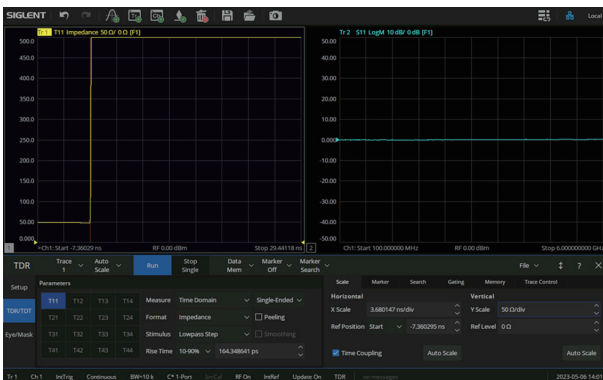
• Embedding and De-Embedding



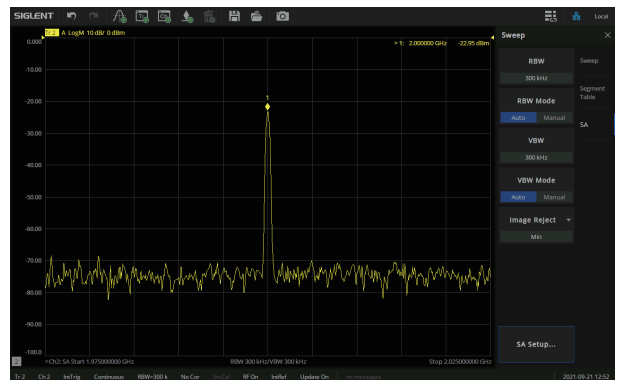
• Time-Domain analysis



• Enhanced Time-Domain analysis (TDR)



• Spectrum analysis





Model and Main index

Model	SNA5003X-E	SNA5006X-E
Frequency range	9 kHz ~ 3 GHz	9 kHz ~ 6.5 GHz
Ports	2	
Frequency resolution	1 Hz	
Level resolution	0.05 dB	
Range of IFBW	1 Hz ~ 10 MHz	
Number of points	2 ~ 20001	
Setting range of output level	-40 dBm ~ +10 dBm	
Dynamic range	125 dB (typ.)	
Types of calibration	Response calibration, Enhanced Response calibration, Full-one port calibration, Full-two port calibration, TRL calibration	
Types of measurement	Scattering-parameter measurement, differential-parameter measurement, receiver measurement, time-domain parameter analysis, impedance conversion, fixture simulation, adapter removal/insertion, enhanced time-domain parameter analysis (TDR), spectrum analysis	
Bias-Tees	Support	
Interface	LAN, USB Device, USB Host (USB-GPIB)	
Remote control	SCPI/ Labview/ IVI based on USB-TMC/ VXI-11/ Socket/ Telnet/ WebServer	
Display	12.1-inch touch screen	
Video output	HDMI	



Ordering Information

Model	Description
SNA5003X-E	2 ports, 3G Vector Network Analyzer
SNA5006X-E	2 ports, 6.5G Vector Network Analyzer

Standard Accessories	Quantity
Quick-start	1
Power-cable	1
USB-cable	1
Certificate of Calibration	1
Wireless Mouse	1
Protective Cover	1

Optional Accessories		Description	Model
Hardware option	HPR option	High-performance reference source	SNA5000-HPR
Software option	TDA option	Time-Domain analysis	SNA5000-TDA
	TDR option	Enhanced Time-Domain analysis	SNA5000-TDR
	SA option	Spectrum analysis	SNA5000-SA
	AFR option	Automatic Fixture Removal	SNA5000-AFR
Accessories		SEM5000A Series Electronic Calibration (ECal) Modules	SEM5000A
		N-type, Male, 50Ω Calibration Kit, 0-4.5 GHz	F503ME
		N-type, Female, 50Ω Calibration Kit, 0-4.5 GHz	F503FE
		N-type, Male, 50Ω Calibration Kit, 0-9 GHz	F504MS
		N-type, Female, 50Ω Calibration Kit, 0-9 GHz	F504FS
		N-type, Male, 50Ω Calibration Kit, 0-9 GHz	Y504MS
		N-type, Female, 50Ω Calibration Kit, 0-9 GHz	Y504FS
		N-type, Male and Female, 50Ω Calibration Kit, 0-9 GHz	F504TS
		N-type, Male and Female, 50Ω Calibration Kit, 0-18 GHz	F505TS
		3.5 mm, Male, 50Ω Calibration Kit, 0-4.5 GHz	F603ME
		3.5 mm, Female, 50Ω Calibration Kit, 0-4.5 GHz	F603FE
		3.5 mm, Male, 50Ω Calibration Kit, 0-9 GHz	F604MS
		3.5 mm, Female, 50Ω Calibration Kit, 0-9 GHz	F604FS
		3.5 mm, Male and Female, 50Ω Calibration Kit, 0-9 GHz	F604TS
		3.5 mm, Male, 50Ω Calibration Kit, 0-26.5 GHz	Y606MS
		3.5 mm, Female, 50Ω Calibration Kit, 0-26.5 GHz	Y606FS
		3.5 mm, Female, 50Ω Calibration Kit, 0-26.5 GHz	F606FS
		3.5 mm, Male and Female, 50Ω Calibration Kit, 0-26.5 GHz	F606TS
		50Ω Waveguide Calibration Kit, 18-26.5 GHz	KWR42A
		N(M)-SMA(F) RF Cable DC~6 GHz, 1000 mm	S06-NMSF-1M
		N(M)-SMA(F) RF Cable DC~18 GHz, 1000 mm	S18-NMSF-1M
		2.9 mm(M)- 2.9 mm (F) RF Cable DC~40 GHz, 1000 mm	S40-29M29F-1M
		N(M)-SMA(M) RF Cable DC~18 GHz, 1000 mm	N-SMA-18L
		N(M)-N(M) RF Cable DC~18 GHz, 1000 mm	N-N-18L
		SMA(M)-SMA(M) RF Cable DC~18 GHz, 1000 mm	SMA-SMA-18L
		SMA(M)-SMA(M) RF Cable DC~26.5 GHz, 1000 mm	SMA-SMA-26L
		SMA(F)-SMA(M) RF Cable DC~26.5 GHz, 1000 mm	SMAF-SMA-26L
		NMD 3.5 female-NMD 3.5 Male DC-26.5 GHz, 635 mm	V26-N35MN35F-25IN
		NMD 3.5 female-APC 3.5 female DC-26.5 GHz, 635 mm	V26-N35FA35F-25IN
		USB-GPIB Adapter	USB-GPIB
		RF Demonstration Board	SNA-TB01
		Adjustable Differential TDR Probe DC-18 GHz	ADP-18
		Adjustable Differential TDR Probe DC-26.5 GHz	ADP-26
		Adjustable Single-end TDR Probe DC-18 GHz	ASP-18
	Adjustable Single-end TDR Probe DC-26.5 GHz	ASP-26	



SHN900A

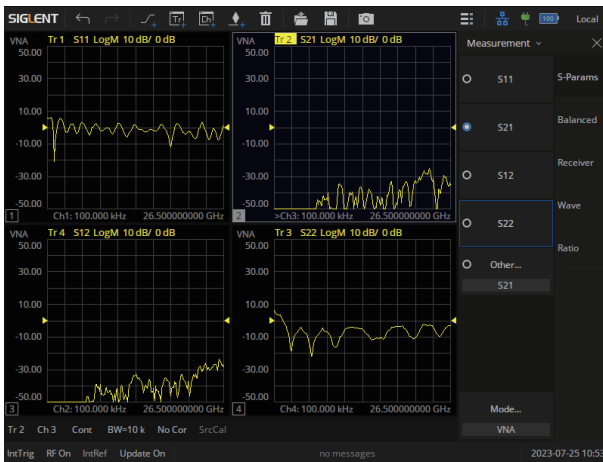
Portable Vector Network Analyzer

Features and Benefits

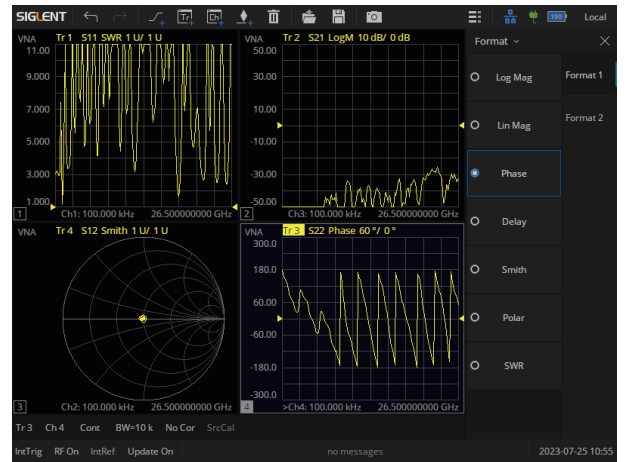
- Frequency range: 30 kHz - 26.5 GHz
- Frequency resolution: 1 Hz
- Level resolution: 0.05 dB
- Range of IFBW: 10 Hz~3 MHz
- Setting range of output level: -45 dBm ~ +10 dBm
- Dynamic range: 110 dB (Typ.)
- Types of calibration: Response calibration, Enhanced Response calibration, Full-one port calibration, Full-two port calibration, TRL calibration
- Types of measurement: Scattering-parameter measurement, differential-parameter measurement, receiver measurement, time-domain parameter analysis, limit test, ripple test, impedance conversion, fixture simulation, adapter removal/insertion, spectrum analysis frequency offset, scalar mixer measurement, pulse measurement
- Internal Bias-Tee connections
- Support GPS, Time and Location Information Saving
- Interface: LAN, USB Device, USB Host (USB-GPIB)
- Remote control: SCPI/ Labview/ IVI based on USB-TMC / VXI-11 / Socket /Telnet / WebServer
- 8.4-inch touch screen, Mouse, Keyboard

Design features

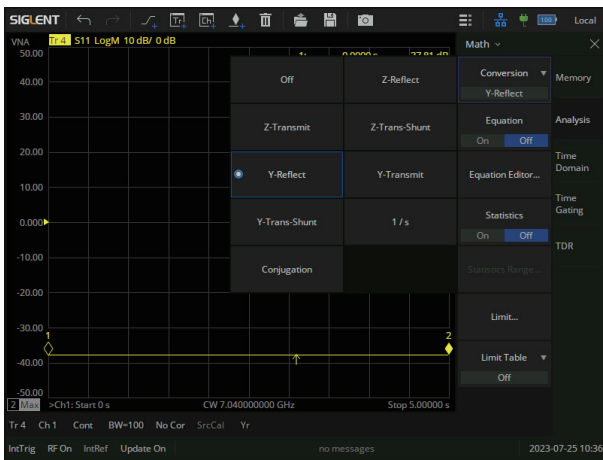
Multi-window display



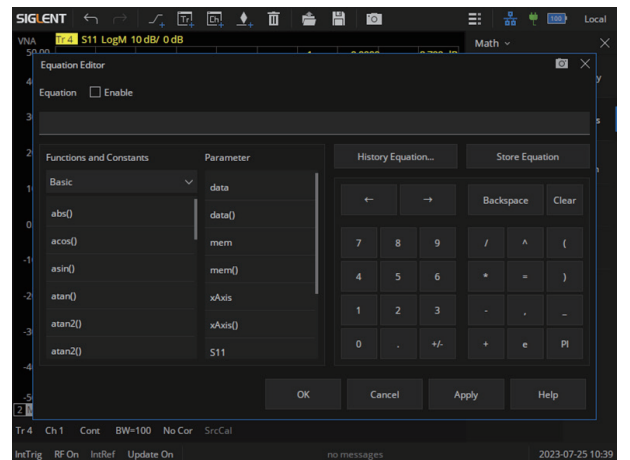
Multi-format display



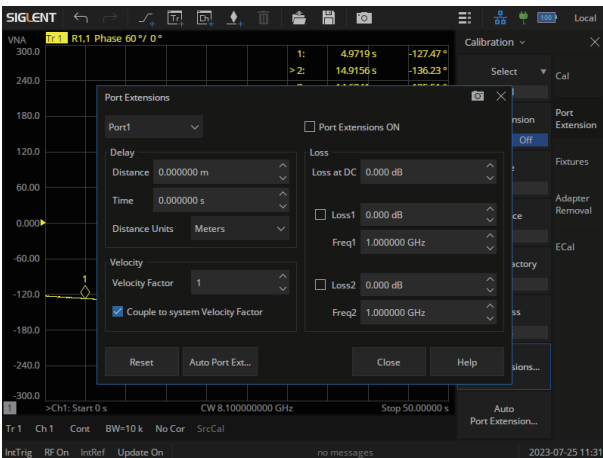
Impedance conversion



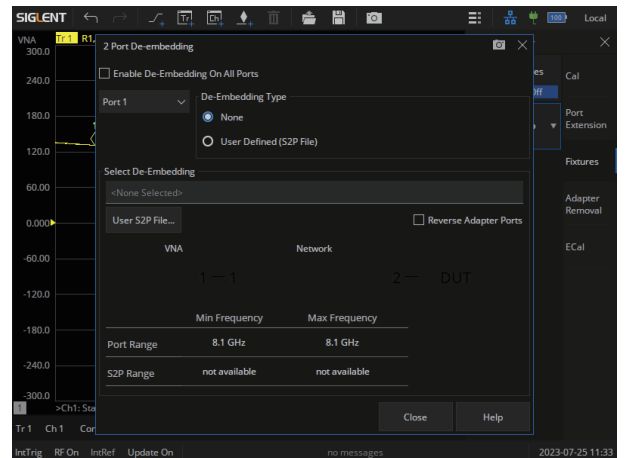
Equation Editor



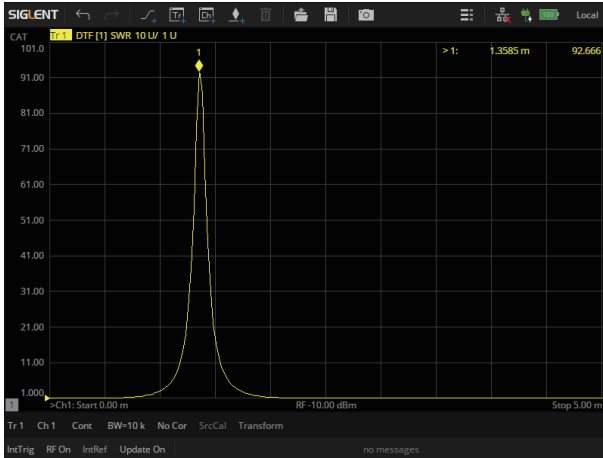
Port Extensions



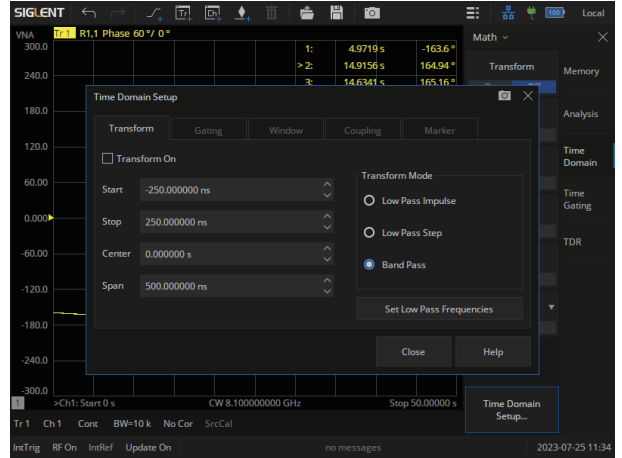
Embedding and De-Embedding



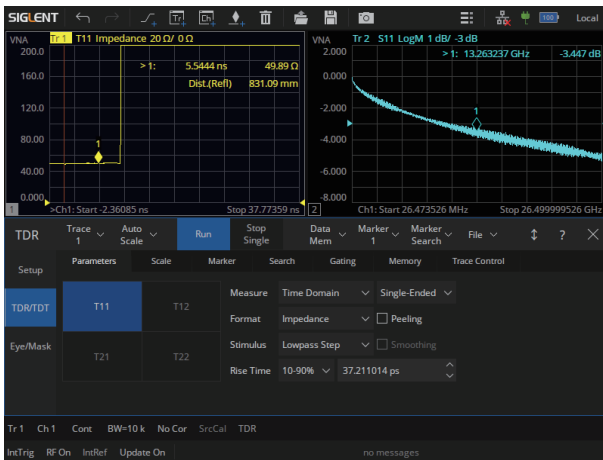
CAT



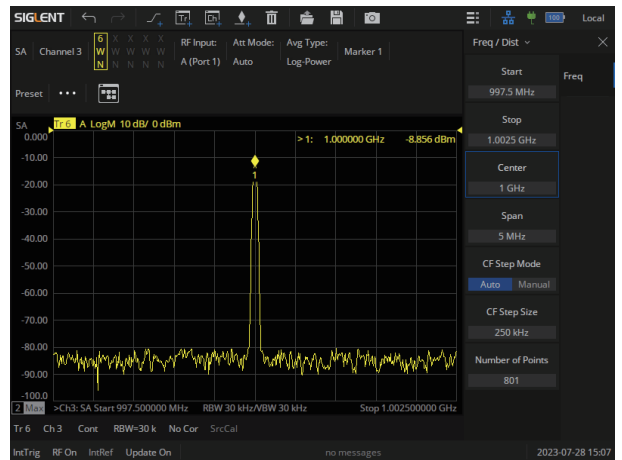
Time-Domain analysis



Enhanced Time-Domain analysis (TDR)



Spectrum analysis



Model and Main index

Model	SHN914A	SHN920A	SHN926A
Frequency range	30 kHz~14 GHz	30 kHz~20 GHz	30 kHz~26.5 GHz
Ports	2		
Frequency resolution	1 Hz		
Level resolution	0.05 dB		
Range of IFBW	10 Hz~3 MHz		
Setting range of output level	-45 dBm ~ +10 dBm		
Dynamic range	110 dB (Typ.)		
Types of calibration	Response calibration, Enhanced Response calibration, Full-one port calibration, Full-two port calibration, TRL calibration		
Types of measurement	Scattering-parameter measurement, differential-parameter measurement, receiver measurement, time-domain parameter analysis, limit test, ripple test, impedance conversion, fixture simulation, adapter removal/insertion, enhanced time-domain parameter analysis (TDR), spectrum analysis, frequency offset, scalar mixer measurement, pulse measurement		
Bias-Tees	Support		
Interface	LAN, USB Device, USB Host (USB-GPIB)		
Remote control	SCPI/ Labview/ IVI based on USB-TMC/ VXI-11/ Socket/ Telnet/ WebServer		
Display	8.4-inch touch screen		
GPS	Support		



Ordering Information

Items	Description	Order number
Products	2 ports, 14 G Vector Network Analyzer	SHN914A
	2 ports, 20 G Vector Network Analyzer	SHN920A
	2 ports, 26.5 G Vector Network Analyzer	SHN926A
standard fittings	Quick Start, USB Type C Line, Rechargeable lithium battery, AC-DC adapter, Portable bag	
TDA Option	Time Domain Analysis	SHN900-TDA
TDR Option	Enhanced Time Domain Analysis	SHN900-TDR
SA Option	Spectrum analysis	SHN900-SA
AFR Option	Automatic Fixture Removal Software	SHN900-AFR
	3.5 mm, Male, 50 Ω Calibration Kit, 0~4.5 GHz	F603ME
	3.5 mm, Female, 50 Ω Calibration Kit, 0~4.5 GHz	F603FE
	3.5 mm, Male, 50 Ω Calibration Kit, 0~9 GHz	F604MS
	3.5 mm, Female, 50 Ω Calibration Kit, 0~9 GHz	F604FS
	3.5 mm, Male and Female, 50 Ω Calibration Kit, 0~9 GHz	F604TS
	3.5 mm, Male and Female, 50 Ω Calibration Kit, 0~26.5 GHz	F606TS
	Electronic Calibration Kit	SEM5000A
	RF Test Demo Board	SNA-TB01
	Adjustable Differential TDR probe DC-18 GHz	ADP-18
	Adjustable Differential TDR probe DC-26.5 GHz	ADP-26
	Adjustable Differential TDR probe DC-18 GHz	ASP-18
	Adjustable Differential TDR probe DC-26.5 GHz	ASP-26
	SMA(M)-SMA(M) cable DC-18 GHz, 1000 mm	SMA-SMA-18L
	SMA(M)-SMA(M) cable DC-26.5 GHz, 1000 mm	SMA-SMA-26L
	SMA(F)-SMA(M) cable DC-26.5 GHz, 1000 mm	SMAF-SMA-26L
	NMD 3.5 female-NMD 3.5 Male DC-26.5 GHz, 635 mm	V26-N35MN35F-25IN
	NMD 3.5 female-APC 3.5 female DC-26.5 GHz, 635 mm	V26-N35FA35F-25IN
	USB-GPIB Adaptor	USB-GPIB
	GPS antenna, SMA(M), 1000 mm	ANT-GPS1



SSM5000A

Switch Matrix



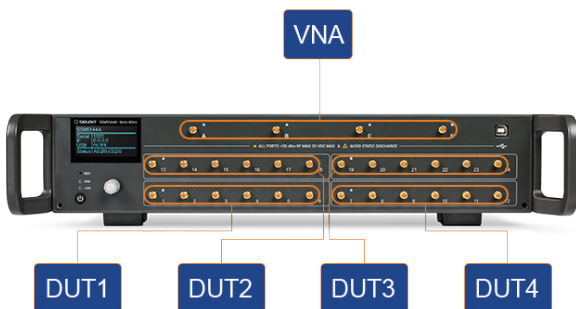
Features and Benefits

- Characteristic impedance: 50 Ω
- Highest frequency: 9 GHz (or 26.5 GHz)
- Maximum number of input ports: 4
- Maximum number of output ports: 24
- RF connector: 3.5 mm female
- Maximum input power: 20 dBm
- Maximum input DC voltage: 35 V
- Interface: LAN, USB Device, Direct Control (in), Direct Control (out)
- Screen size: 2.4-inch

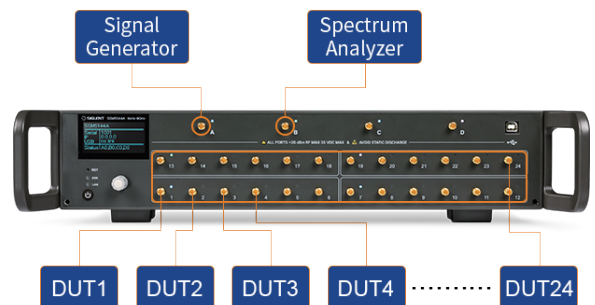


Design features

• Network Analyzer Test Port Extension



• Signal Generator and SA Test Port Extension





Model and Main index

Model	SSM5122A	SSM5124A	SSM5142A	SSM5144A	SSM5321A	SSM5342A
Frequency range	9 kHz ~ 9 GHz	9 kHz ~ 9 GHz	9 kHz ~ 9 GHz	9 kHz ~ 9 GHz	100 kHz ~ 26.5 GHz	100 kHz ~ 26.5 GHz
Input	2	2	4	4	2	4
Output	12	24	12	24	6	12
RF connector	3.5 mm Female					
Maximum input power	20 dBm					
Maximum input DC voltage	35 V					
Screen size	2.4-inch					
Size	W×H×D = 88.5×425×417.6 mm					



Ordering Information

Items	Description	Frequency range	Order number
Products	2 input ports, 12 output ports	9 kHz ~ 9 GHz	SSM5122A
	2 input ports, 24 output ports	9 kHz ~ 9 GHz	SSM5124A
	4 input ports, 12 output ports	9 kHz ~ 9 GHz	SSM5142A
	4 input ports, 24 output ports	9 kHz ~ 9 GHz	SSM5144A
	2 input ports, 6 output ports	100 kHz ~ 26.5 GHz	SSM5321A
	4 input ports, 12 output ports	100 kHz ~ 26.5 GHz	SSM5342A
Standard Accessories	One Quick-start, One Power-cable, One USB-cable, One certificate of qualification	-	-



SSU5000A

Mechanical Switch



Features and Benefits

- Maximum frequency: 18 GHz/ 26.5 GHz/ 50 GHz
- 1 to 4 SPDT switches or 1 to 2 SP6T switch configurations
- SCPI Controllable via VISA and EasySSU software
- USB Connectivity
- Size: WxHxD=153x62.4x137.5 mm
- RF connector: SMA female or 2.4 mm female



Model and Main index

Model	SSU5181A/SSU5182A SSU5183A/SSU5184A	SSU5261A/SSU5262A SSU5263A/SSU5264A	SSU5265A SSU5266A	SSU5501A/SSU5502A SSU5503A/SSU5504A
Frequency range	DC ~ 18 GHz	DC ~ 26.5 GHz	DC ~ 26.5 GHz	DC ~ 50 GHz
Number of Switches	1/2/3/4	1/2/3/4	1/2	1/2/3/4
Switch Type	SPDT	SPDT	SP6T	SPDT
RF connector	SMA female			2.4 mm female
Driving voltage	12 V			
Maximum driving current	1.25 A			
Size	W×H×D = 153×62.4×137.5 mm			
Weight	885 g			



Ordering Information

Model	Product Description
SSU5181A	DC ~ 18 GHz, including one SPDT mechanical switch
SSU5182A	DC ~ 18 GHz, including two SPDT mechanical switches
SSU5183A	DC ~ 18 GHz, including three SPDT mechanical switches
SSU5184A	DC ~ 18 GHz, including four SPDT mechanical switches
SSU5261A	DC ~ 26.5 GHz, including one SPDT mechanical switch
SSU5262A	DC ~ 26.5 GHz, including two SPDT mechanical switches
SSU5263A	DC ~ 26.5 GHz, including three SPDT mechanical switches
SSU5264A	DC ~ 26.5 GHz, including four SPDT mechanical switches
SSU5265A	DC ~ 26.5 GHz, including one SP6T mechanical switch
SSU5266A	DC ~ 26.5 GHz, including two SP6T mechanical switches
SSU5501A	DC ~ 50 GHz, including one SPDT mechanical switch
SSU5502A	DC ~ 50 GHz, including two SPDT mechanical switches
SSU5503A	DC ~ 50 GHz, including three SPDT mechanical switches
SSU5504A	DC ~ 50 GHz, including four SPDT mechanical switches
Standard Configurations	Quantity
USB-cable	1
Quick-start	1
AC-DC adapter	1
Power cord	1
Certificate of qualification	1



SSA5000A

Spectrum Analyzer

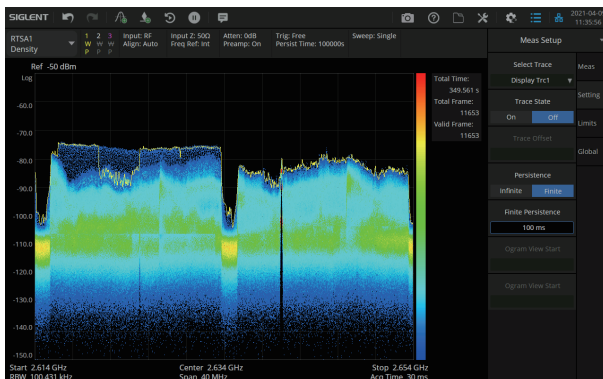
Features and Benefits

- Spectrum Analyzer Frequency Range from 9 kHz up to 13.6 GHz/26.5 GHz
- -165 dBm/Hz Displayed Average Noise Level (Typ.)
- -105 dBc/Hz@1 GHz, 10 kHz offset SSB Phase Noise (Typ.)
- 25 MHz/40 MHz Analysis Bandwidth
- 100% POI 7.20 μ s, Dynamic Range 60 dB, Multi-view for Density, Spectrogram and PVT
- Channel power, ACPR, OBW, Harmonic, TOI measurement etc.
- Analog Modulation Analysis and Vector Digital Modulation Analysis
- 12.1 inch Multi-Touch Screen, HDMI output
- Web Browser Remote Control on PC and Mobile Terminals and File Operation

Design features

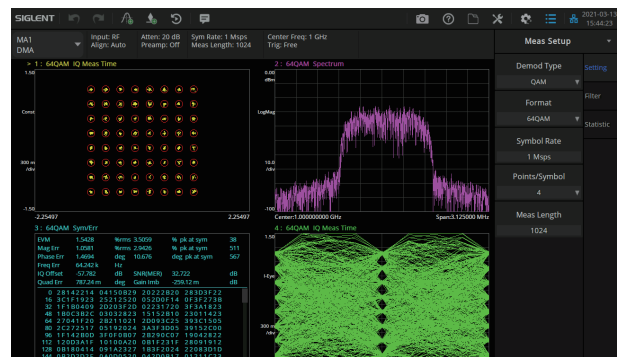
Real Time Analysis Mode

Multi-view and dimensions to monitor complex signals



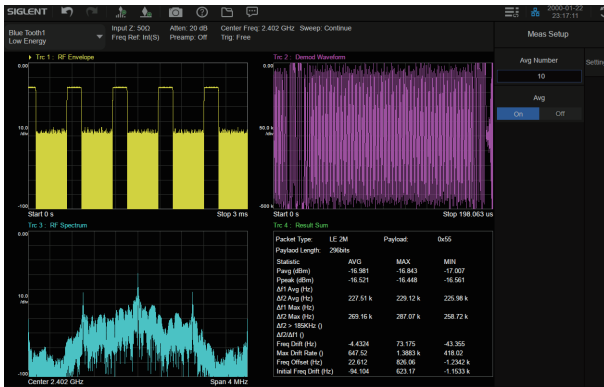
Modulation Analysis Mode

AM/FM/PM analog modulation , and ASK/FSK/PSK/MSK/QAM vector modulation a nalysis



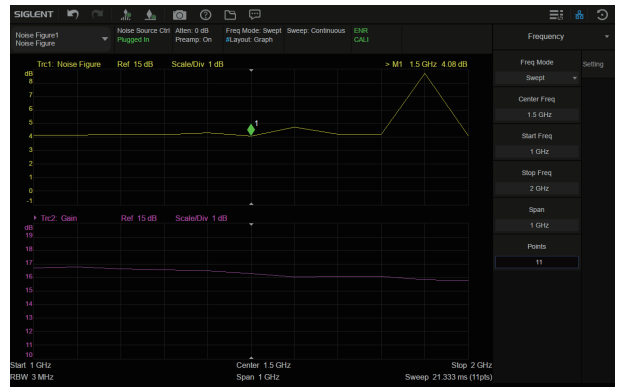
Bluetooth Signal Modulation Analysis

Provide transmitter tests of Low Energy, Basic Rate and Enhanced Data Rate Bluetooth standard



Noise Figure Mode

The noise figure of systems such as amplifiers and frequency converters



Phase Noise Analysis

One-sided band phase noise test analysis, jitter analysis, etc



Pulse Measurement Analysis

Measure the time and frequency parameters of the RF pulses




Model and Main index

Model	SSA5083A	SSA5085A
Frequency Range	9 kHz~13.6 GHz	9 kHz~26.5 GHz
Displayed Average Noise Level	-165 dBm/Hz	
SSB Phase Noise	<-105 dBc/Hz	
Analysis Bandwidth	25 MHz, 40 MHz (opt.)	



Ordering Information

Product	Description	Order Number
Product Code	Spectrum Analyzer, 9 kHz ~ 13.6 GHz	SSA5083A
	Spectrum Analyzer, 9 kHz ~ 26.5 GHz	SSA5085A
Standard	Quick Start, USB Cable, Power Cord, Wireless Mouse, 2.92F-2.92F-40A	
Options	SSA5083A upgrade to SSA5085A	SSA5000-F5
	Pre-Amplifier, 9 kHz ~ 13.6 GHz	SSA5000-P3
	Pre-Amplifier, 9 kHz ~ 26.5 GHz	SSA5000-P5
	40 MHz analysis bandwidth	SSA5000-B40
	Real-Time Spectrum Analysis	SSA5000-RTA1
	Advanced Measurement Kit	SSA5000-AMK
	IQ Data Acquisition	SSA5000-IQA
	Pulse Measurement	SSA5000-PU
	Phase Noise Measurement	SSA5000-PN
	Noise Figure Measurement	SSA5000-NF
	Analog Modulation Analysis	SSA5000-AMA
	Digital Modulation Analysis	SSA5000-DMA
	Bluetooth Analysis	SSA5000-BT
	EMI Measurement	SSA5000-EMI
	IF Output	SSA5000-IFO
Accessories	OCXO Precise Reference source, Factory installed	10M_OCXO_L
	2.92mm(F)-2.92mm(F) adaptor, DC ~ 40 GHz	2.92F-2.92F-40A
	N(M)-N(M) cable, DC ~ 18 GHz, 1000 mm	N-N-18L
	N(M)-SMA(M) cable, 18 GHz, 1000 mm	N-SMA-18L
	SMA(M)-SMA(M) cable, 18 GHz, 1000 mm	SMA-SMA-18L
	SMA(M)-SMA(M) cable, 26.5 GHz, 1000 mm	SMA-SMA-26L
	SMA(F)-SMA(M) cable, 26.5 GHz, 1000 mm	SMAF-SMA-26L
	USB-GPIB Adaptor	USB-GPIB
300 kHz~3 GHz Near Field Probe Kit: 3 H-probes (20/10/5 mm), 1 E-probe (5 mm)	SRF5030T	



SSA3000X-R

Real-Time Spectrum Analyzer



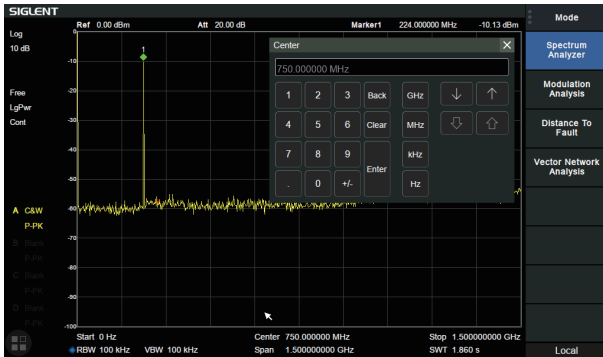
Features and Benefits

- Spectrum Analyzer Frequency Range from 9 kHz up to 7.5 GHz
- Vector Network Analyzer Frequency Range from 100 kHz up to 7.5 GHz
- -165 dBm/Hz Displayed Average Noise Level (Typ.)
- -98 dBc/Hz.@10 kHz Offset Phase Noise (1 GHz, Typ.)
- Level Measurement Uncertainty < 0.7 dB (Typ.)
- 1 Hz Minimum Resolution Bandwidth (RBW)
- Pre-amplifier and Tracking Generator Standard
- Up to 40 MHz Real Time Analysis Bandwidth (Opt.)
- 100% POI 7.20 μ s, Dynamic Range 60 dB, Multi-view for Density, Spectrogram, PVT and 3D
- Distance To Fault
- Advanced Measurement Kit (Opt.)
- Modulation Analysis Mode (Opt.)
- EMI Measurement Mode (Opt.)
- 10.1 inch Multi-Touch Screen , Mouse and Keyboard supported
- Web Browser Remote Control on PC and Mobile Terminals and File Operation

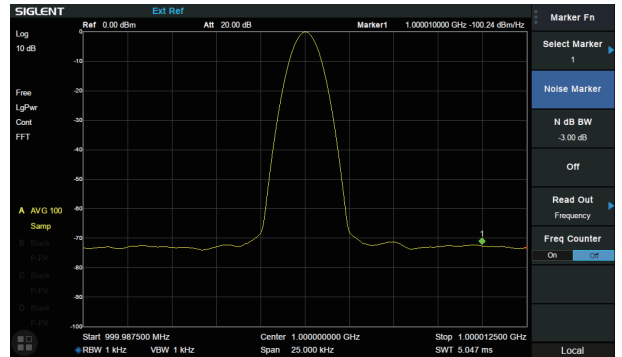


Design features

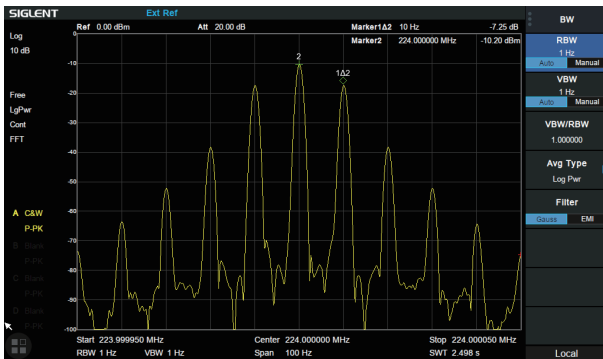
• 10.1 Inch Display with Multi-Touch Screen



• Phase noise <math>< -98 \text{ dBc/Hz}</math>@1 GHz



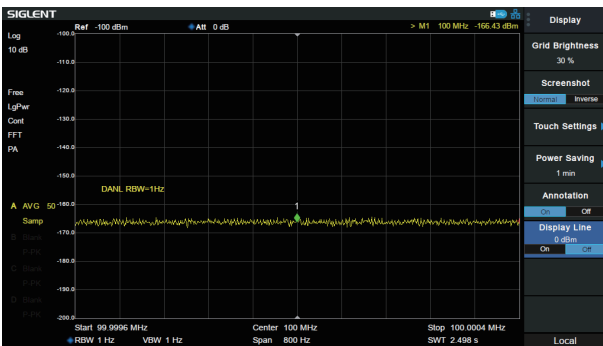
• Minimum 1 Hz Resolution Bandwidth (RBW)



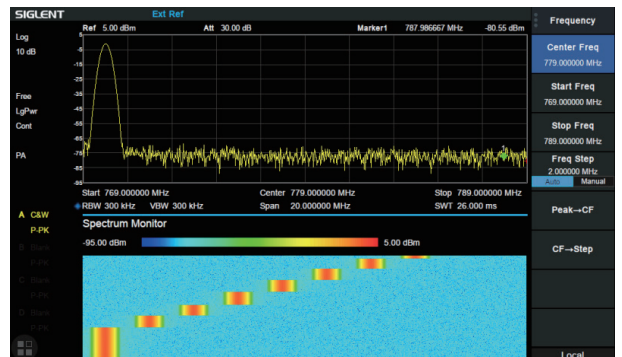
• ACPR in Advanced Measurement Kit



• -165 dBm/Hz Displayed Average Noise Level

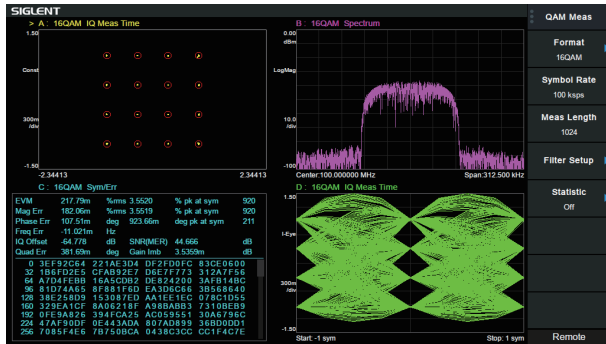


• Monitor in Advanced Measurement Kit



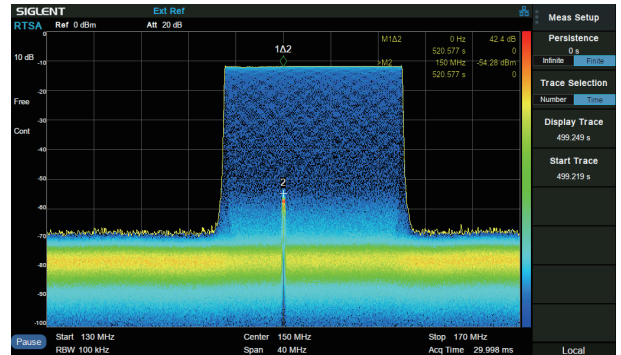
• Modulation Analysis Mode

AM/FM, ASK/FSK/PSK/MSK/QAM Vector Signal Modulation Analysis and EVM evaluation. The analysis BW is same with real-time BW in RTSA mode



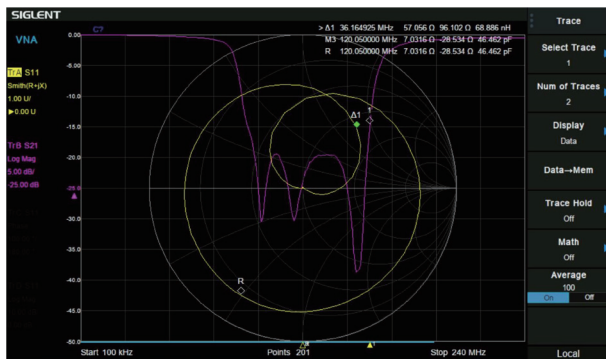
• Real Time Analysis Mode

Density, 3D, Spectrogram, PvT, Multi-view and dimensions to monitor complex signals



• Vector Network Analyzer Mode

100 kHz~7.5 GHz Vector S11 and S21 measurement, Multi Formats Overlay Display



• EMI Measurement Mode

EMI Measurement with CISPR 16-1-1 EMI filter, Quasi-peak Detector, and pre-stored standards



Model and Main index

Model	SSA3032X-R	SSA3050X-R	SSA3075X-R
Frequency Range	9 kHz~3.2 GHz	9 kHz~5.0 GHz	9 kHz~7.5 GHz
Resolution Bandwidth	1 Hz~3 MHz	1 Hz~3 MHz	1 Hz~3 MHz
Displayed Average Noise Level	-165 dBm/Hz	-165 dBm/Hz	-165 dBm/Hz
SSB Phase Noise	<-98 dBc/Hz	<-98 dBc/Hz	<-98 dBc/Hz
Third-order intercept(TOI)	+14 dbm	+14 dbm	+14 dbm
Total Amplitude Accuracy	< 0.7 dB	< 0.7 dB	< 0.7 dB
Tracking Generator	100 kHz~3.2 GHz	100 kHz~5.0 GHz	100 kHz~7.5 GHz
Real Time Band Width	25 MHz, 40 MHz (Option)		
RTSA SFDR	60 dB		
100% POI	7.20 μs		
RTSA Measurement	Density, Spectrogram, 3D, PvT		
VNA measurement	Vector S11, Vector S21		
VNA Dynamic Range	90 dB		
Distance to Fault	Timing Domain Analysis Locator		
Touch Screen	Multi Touch, Mouse and Keyboard supported		
Advanced Measurement	CHP, ACPR, OBW, CNR, Harmonic, TOI, Monitor		
Modulation Analysis	AM, FM, ASK, FSK, MSK, PSK, QAM		
EMI Measurement	EMI Filter and Quasi-Peak Detector, Log Scale and Limit Line		
Communication Interface	LAN, USB Device, USB Host (USB-GPIB)		
Remote Control Capability	SCPI/Labview/IVI based on USB-TMC/VXI-11/Socket/Telnet		
Remote Controller	NI-MAX, Web Browser, Easy Spectrum software, File Explorer		



Ordering Information

Product	Description	Order Number
Product Code	Real Time Spectrum Analyzer, 9 kHz~3.2 GHz, Preamp and TG standard, VNA standard	SSA3032X-R
	Real Time Spectrum Analyzer, 9 kHz~5.0 GHz, Preamp and TG standard, VNA standard	SSA3050X-R
	Real Time Spectrum Analyzer, 9 kHz~7.5 GHz, Preamp and TG standard, VNA standard	SSA3075X-R
Standard Accessories	Quick Start, USB Cable, Power Cord	
Common Options and Accessories	Advanced Measurement Kit	SSA3000XR-AMK
	40 MHz Analysis BandWidth	SSA3000XR-RT40
	Utility Kit: N(M)-SMA(M) cable(6 GHz), N(M)-N(M) cable(6 GHz), N(M)-BNC(F) adaptor x2, N(M)-SMA(F) adaptor x2, 10 dB 1W attenuator	UKitSSA3X
	N(M)-BNC(M) cable, 70 cm, 2 GHz	N-BNC-2L
	N(M)-SMA(M) cable, 70 cm, 6 GHz	N-SMA-6L
	N(M)-N(M) cable, 70 cm, 6 GHz	N-N-6L
	N(M)-SMA(M) cable, 100 cm, 18 GHz	N-SMA-18L
	N(M)-N(M) cable, 100 cm, 18 GHz	N-N-18L
	SMA(M)-SMA(M) cable, 100 cm, 18 GHz	SMA-SMA-18L
	USB-GPIB Adaptor	USB-GPIB
	Soft carrying bag	BAG-S2
	6U Rack Mount Kit	SSA-RMK
VNA Options	N type Economic Calibration Kit, DC~4.5 GHz, 50 Ω	F503ME
	N type Economic Calibration Kit, DC~4.5 GHz, 50 Ω	F503FE
	3.5 mm type Economic Calibration Kit, DC~4.5 GHz, 50 Ω	F603ME
	3.5 mm type Economic Calibration Kit, DC~4.5 GHz, 50 Ω	F603FE
	N type Standard Calibration Kit, DC~9 GHz, 50 Ω	F504MS
	N type Standard Calibration Kit, DC~9 GHz, 50 Ω	F504FS
	3.5 mm type Standard Calibration Kit, DC~9 GHz, 50 Ω	F604MS
	3.5 mm type Standard Calibration Kit, DC~9 GHz, 50 Ω	F604FS
EMI Measurement Options	EMI Measurement Mode	SSA3000XR-EMI
	300 kHz~3 GHz Near Field Probe Kit: 3 H-probes (20/10/5 mm), 1 E-probe (5 mm)	SRF5030T
Modulation Analysis Options	Analog Modulation Analysis: AM, FM	SSA3000XR-AMA
	Digital Modulation Analysis: ASK, FSK, MSK, PSK, QAM	SSA3000XR-WDMA



SSA3000X Plus

Spectrum Analyzer



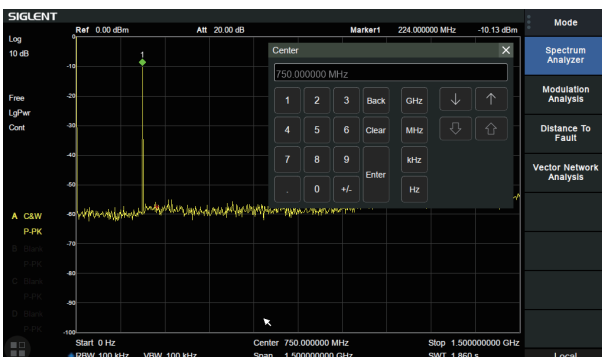
Features and Benefits

- Frequency Range from 9 kHz up to 7.5 GHz
- -165 dBm/Hz Displayed Average Noise Level (Typ.)
- -98 dBc/Hz.@10 kHz Offset Phase Noise (1 GHz, Typ.)
- Level Measurement Uncertainty < 0.7 dB (Typ.)
- 1 Hz Minimum Resolution Bandwidth (RBW)
- Preamplifier Standard
- Tracking Generator included at no charge
- Vector Signal Modulation Analysis (Opt.)
- EMI Filter and Quasi-Peak Detector (Opt.)
- Advanced Measurement Kit (Opt.)
- 10.1 Inch Multi-Touch Screen , Mouse and Keyboard supported
- Web Browser Remote Control on PC and Mobile Terminals and File Operation

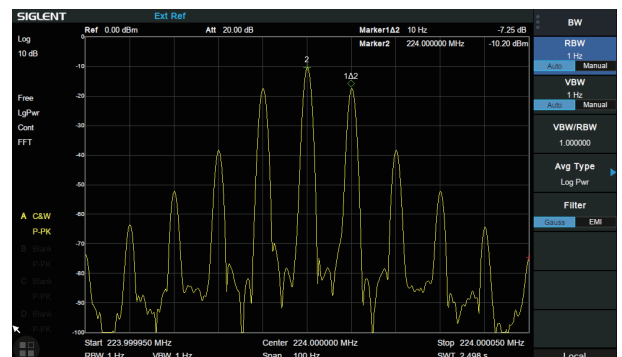


Design features

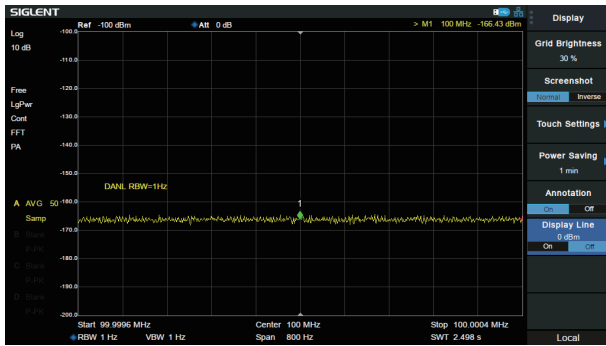
• 10.1 Inch (1024x600) Touch Screen



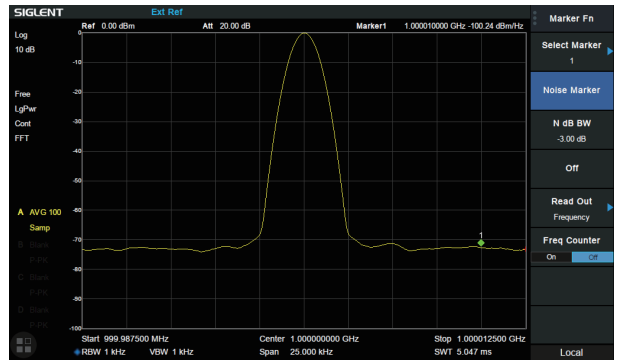
• Minimum 1 Hz Resolution Bandwidth (RBW)



• -165 dBm/Hz Displayed Average Noise Level



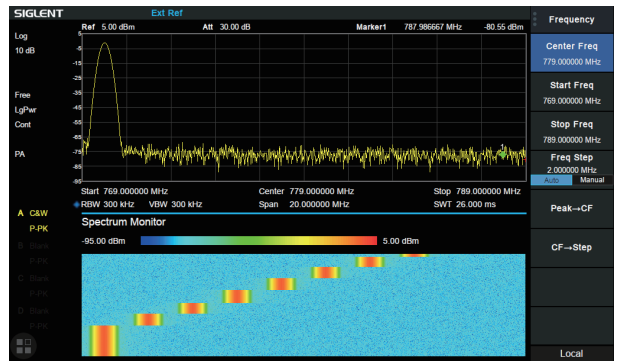
• Phase noise <math>< -98 \text{ dBc/Hz}@1 \text{ GHz}</math>



• Advanced Measurement Kit

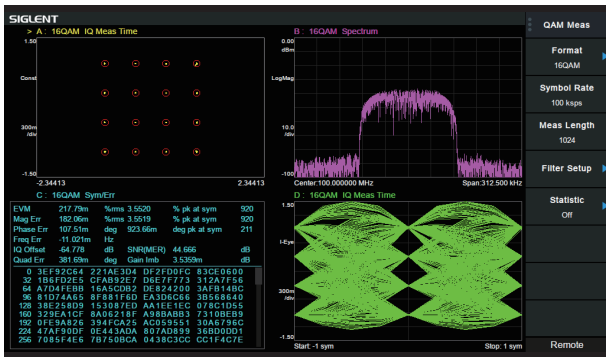


• Spectrum Monitor in Advanced Measurement Kit



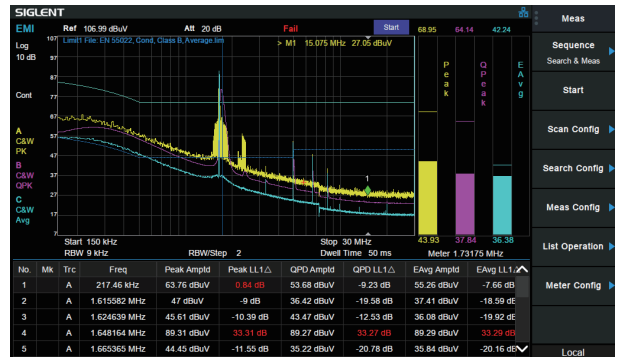
• Modulation Analysis Mode

AM/FM, ASK/FSK/PSK/MSK/QAM Vector Signal Modulation Analysis, EVM evaluation



• EMI Measurement Mode

EMI Measurement with CISPR 16-1-1 EMI filter, Quasi-peak Detector, and pre-stored standards





Model and Main Index

Model	SSA3015X Plus	SSA3021X Plus	SSA3032X Plus	SSA3075X Plus
Frequency Range	9 kHz~1.5 GHz	9 kHz~2.1 GHz	9 kHz~3.2 GHz	9 kHz~7.5 GHz
Resolution Bandwidth	1 Hz~1 MHz	1 Hz~1 MHz	1 Hz~1 MHz	1 Hz~3 MHz
Displayed Average Noise Level	-156 dBm/Hz	-161 dBm/Hz	-161 dBm/Hz	-165 dBm/Hz
SSB Phase Noise	< -99 dBc/Hz	< -98 dBc/Hz	< -98 dBc/Hz	< -98 dBc/Hz
Third-order intercept	+10 dBm	+10 dBm	+10 dBm	+14 dBm
Total Amplitude Accuracy	< 1.2 dB	< 0.7 dB	< 0.7 dB	< 0.7 dB
Tracking Generator	100 kHz~1.5 GHz	100 kHz~2.1 GHz	100 kHz~3.2 GHz	100 kHz~7.5 GHz
Touch Screen	Multi Touch, Mouse and Keyboard supported			
Advanced Measurement	CHP, ACPR, OBW, CNR, Harmonic, TOI, Monitor			
Reflection Measurement	VSWR measurement using Reflection Bridge			
EMI Test	EMI Filter and Quasi-Peak Detector, Log Scale and Limit Line			
Modulation Analysis	AM, FM; ASK, FSK, MSK, PSK, QAM			
Communication Interface	LAN, USB Device, USB Host (USB-GPIB)			
Remote Control Capability	SCPI/Labview/IVI based on USB-TMC/VXI-11/Socket/Telnet			
Remote Controller	NI-MAX, Web Browser, Easy Spectrum software, File Explorer			



Ordering Information

Product	Description	Order Number
Product Code	Spectrum Analyzer, 9 kHz ~ 1.5 GHz	SSA3015X Plus
	Spectrum Analyzer, 9 kHz ~ 2.1 GHz	SSA3021X Plus
	Spectrum Analyzer, 9 kHz ~ 3.2 GHz	SSA3032X Plus
	Spectrum Analyzer, 9 kHz ~ 7.5 GHz	SSA3075X Plus
Standard Accessories	Quick Start, USB Cable, Power Cord	
Common Options and Accessories	Tracking Generator	SSA3000XP-TG
	Advanced Measurement Kit	SSA3000XP-AMK
	Utility Kit: N (M)-SMA (M) cable (6 GHz), N (M)-N (M) cable (6 GHz), N (M)-BNC (F) adaptor x2, N (M)-SMA (F) adaptor x2, 10 dB 1W attenuator	UKitSSA3X
	N (M)-BNC (M) cable, 70 cm, 2 GHz	N-BNC-2L
	N (M)-SMA (M) cable, 70 cm, 6 GHz	N-SMA-6L
	N (M)-N (M) cable, 70 cm, 6 GHz	N-N-6L
	N (M)-SMA (M) cable, 100 cm, 18 GHz	N-SMA-18L
	N (M)-N (M) cable, 100 cm, 18 GHz	N-N-18L
	SMA (M)-SMA (M) cable, 100 cm, 18 GHz	SMA-SMA-18L
	USB-GPIB Adaptor	USB-GPIB
	Soft carrying bag	BAG-S2
	6U Rack Mount Kit	SSA-RMK
Reflection Measurement Options	Tracking Generator	SSA3000XP-TG
	Reflection Measurement	SSA3000-RefI
	Reflection Bridge Kit: Reflection Bridge (1 MHz~2.5 GHz), N(M)-N(M) adaptors x2	RB3X25
	50 Ω, N type Male, 4.5 GHz Economic Calibration Kit: Open(M), Short(M), Match(M), Through Adapter(F-F)	F503ME
EMI test Options	EMI Measurement Mode	SSA3000XP-EMI
	300 kHz~3 GHz Near Field Probe Kit: 3 H-probes (20/10/5 mm), 1 E-probe (5 mm)	SRF5030T
Modulation Analysis Options	Digital Modulation: ASK, FSK, MSK, PSK, QAM	SSA3000XP-DMA
	Analog Modulation: AM, FM	SSA3000XP-AMA



SSA3000X

Spectrum Analyzer

Features and Benefits

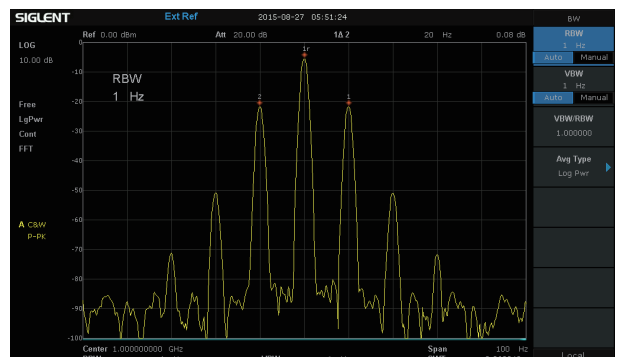
- All-Digital IF Technology
- Frequency Range from 9 kHz up to 3.2 GHz
- -161 dBm/Hz Displayed Average Noise Level (Typ.)
- -98 dBc/Hz @10 kHz Offset Phase Noise (1 GHz, Typ.)
- Total Amplitude Accuracy < 0.7 dB
- 1 Hz Minimum Resolution Bandwidth (RBW)
- Preamplifier Standard
- Up to 3.2 GHz Tracking Generator Kit
- Reflection Measurement Kit (Opt.)
- Advanced Measurement Kit (Opt.)
- EMI Pre-compliance Measurements Kit (Opt.)
- 10.1 Inch WVGA (1024x600) Display

Design features

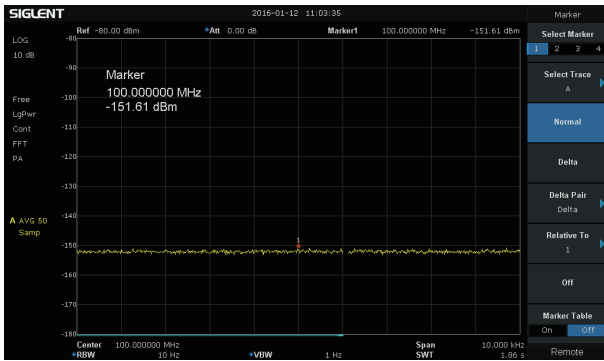
Support four traces and cursors independently



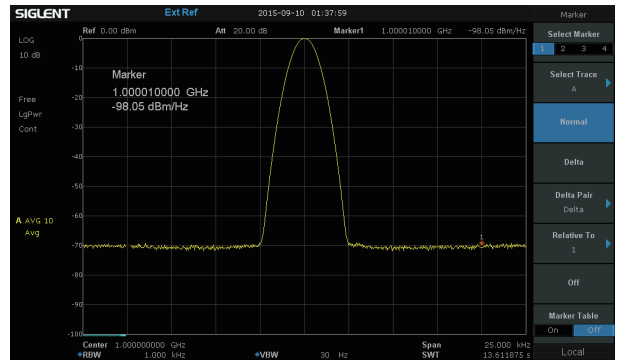
1 Hz Minimum Resolution Bandwidth (RBW)



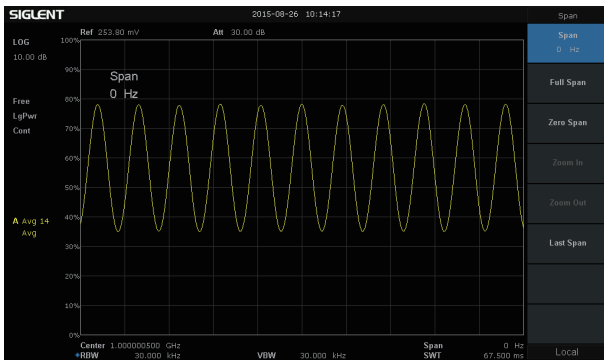
- 151 dBm Displayed Average Noise Level (RBW=10 Hz)



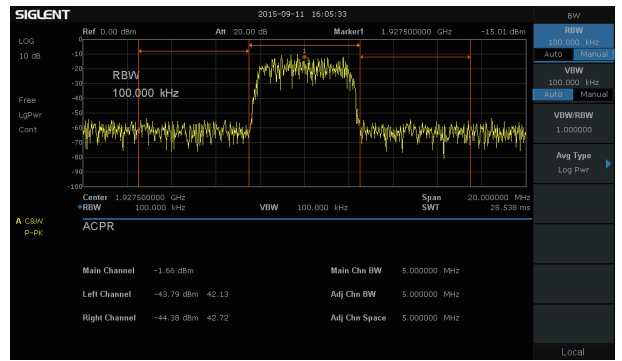
- Phase noise -98 dBc/Hz@1 GHz, offset 10 kHz



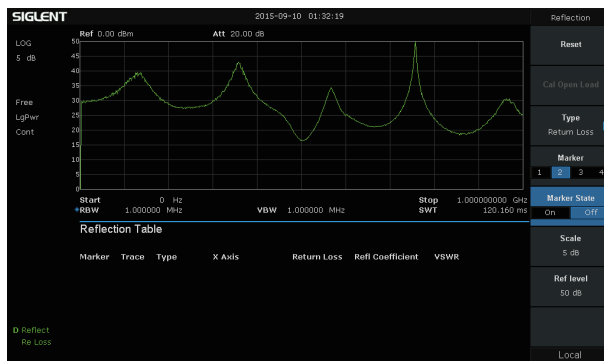
- Demodulation at the zero span



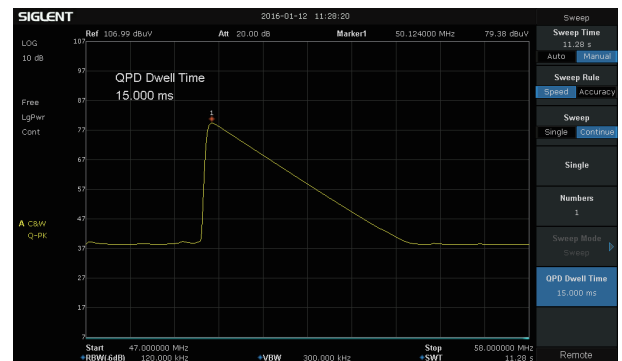
- Advanced power measurement, calculate the ACPR parameters



- Reflection measurement, acquire characteristic curve of the Return Loss



- EMI filter, Quasi-Peak detector following CISPR 16



 Model and Main index

Model	SSA3021X	SSA3032X
Frequency Range	9 kHz~2.1 GHz	9 kHz~3.2 GHz
Resolution Bandwidth	1 Hz~1 MHz, in 1-3-10 sequence	1 Hz~1 MHz, in 1-3-10 sequence
Displayed Average Noise Level	-161 dBm/Hz, Normalize to 1 Hz (typ.)	-161 dBm/Hz, Normalize to 1 Hz (typ.)
Phase Noise	<-98 dBc/Hz@1 GHz, 10 kHz offset	<-98 dBc/Hz@1 GHz, 10 kHz offset
Amplitude Precision	< 0.7 dB	< 0.7 dB



Ordering Information

Product Description	SSA3000X Spectrum Analyzer	Order Number
Product code	Spectrum Analyzer, 9 kHz~3.2 GHz	SSA3032X
	Spectrum Analyzer, 9 kHz~2.1 GHz	SSA3021X
Standard configurations	A Quick Start, A USB Cable, A Power Cord, A Calibration Certificate	QG-SSA3000X
Utility Options	Tracking Generator Kit	TG-SSA3000X
	Advanced Measurement Kit	AMK-SSA3000X
	Utility Kit: N(M)-SMA(M) cable N(M)-N(M) cable N(M)-BNC(F) adaptor(2 pcs) N(M)-SMA(F) adaptor(2 pcs) 10 dB attenuator	UKitSSA3X
	N(M)-SMA(M) cable	N-SMA-6L
	N(M)-N(M) cable	N-N-6L
	N(M)-BNC(M) cable	N-BNC-2L
	Soft carrying bag	BAG-SCC
	Rack Mount Kit	SSA-RMK
	EMI Options	EMI Measurement Kit: EMI Filter and Quasi Peak Detector, EMI test option in EasySpectrum Software
Near Field Probe:H field probe sets(25 mm, 10 mm, 5 mm, 2mm), 30 MHz~3.0 GHz		SRF5030
Near Field Probe:H field probe sets(20 mm, 10 mm, 5 mm) , E field probe (5 mm), 300 kHz~3.0 GHz		SRF5030T
Reflect Measurement Options	Tracking Generator Kit	TG-SSA3000X
	Reflect Measurement Kit	Refl-SSA3000X
	VSWR Bridge Kit: including Refl-SSA3000X VSWR Bridge(1 MHz~2 GHz) N(M)-N(M) adaptor(2 pcs)	RBSSA3X20



SHA860A

Portable Signal Analyzer



Features and Benefits

- Frequency Range 9 kHz~3.6/7.5 GHz, 5 kHz usable
- Displayed Average Noise Level (DANL) -165 dBm/Hz
- SSB Phase Noise -104 dBc/Hz.@1 GHz, 10 kHz offset
- Analysis Bandwidth 40/110 MHz
- 5G NR OTA Measurement, multi-PCI and multi-beam analysis
- LTE FDD and TDD OTA Measurement, multi-PCI analysis
- Channel Power, Occupied Bandwidth, Adjacent Channel Power, SHI and TOI etc.
- IQ Data Acquisition in 110 MHz Band Width
- Real-Time Spectrum Analysis in 110 MHz Band Width, 100% POI time 3.51 μ s
- Pulse Profile Measurements
- Indoor and outdoor map for Coverage Mapping
- Trace Recording/Playback with GNSS location
- AM/FM/PM Analog Modulation Analysis, and ASK/FSK/PSK/MSK/QAM Digital Modulation Analysis
- AM/FM/PM Analog Modulation Audio Tune & Listening
- Field Strength (EMF) Measurements and EMI Measurements
- Independent Source to 7.5 GHz
- Vector Network Analyzer, 1-Path 2-Ports S11 and S21 Network Analysis, S11 directionality 40 dB, S21 dynamic 114 dB
- Cable and Antenna Test, Distance To Fault and Time Domain Analysis
- TTA test, bias out 12V to 32V DC
- Chargeable Battery working time 2.5 hours, 3.2 kg net weight
- 8.4 Inch Multi-Touch Screen, mouse and keyboard supported



Design features

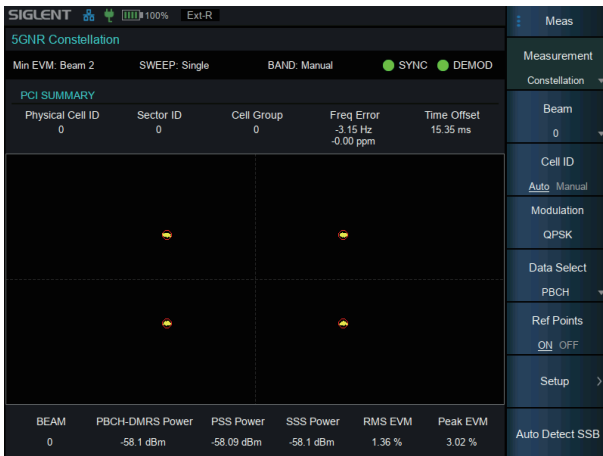
5G NR OTA Measurement



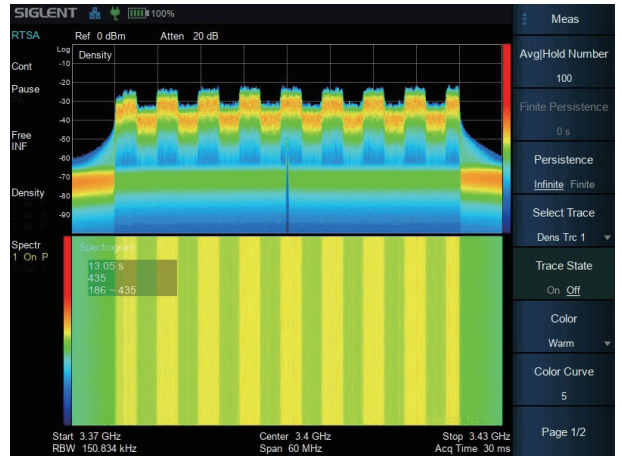
5G NR multi-PCI and multi-beam analysis



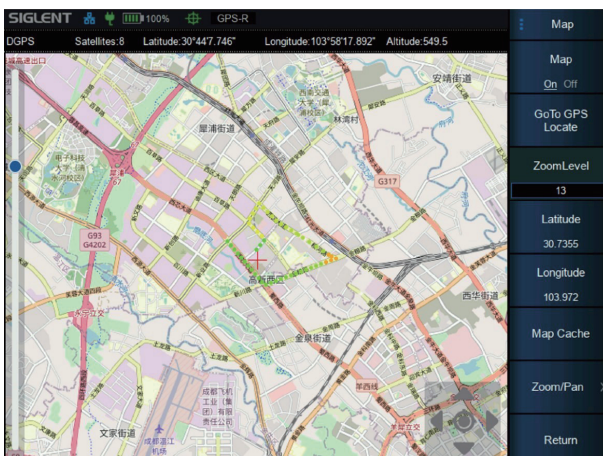
5G NR Constellation



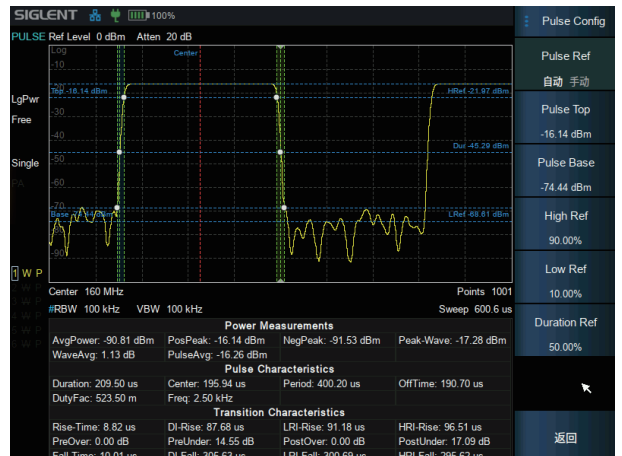
Real-Time Spectrum Analysis



Outdoor and Indoor map, GPS logging



Pulse Profile Measurements



Model and Main index

Model	SHA861A	SHA862A
Frequency range	9 kHz~3.6 GHz (5 kHz usable)	9 kHz~7.5 GHz (5 kHz usable)
Frequency resolution	1 Hz	



Ordering Information

Product	Description	Order Number
Product code	Spectrum Analyzer 9 kHz~3.6 GHz, BW 40 MHz	SHA861A
	Spectrum Analyzer 9 kHz~7.5 GHz, BW 40 MHz	SHA862A
Standard Accessories	Quick Start, USB type-C cable, Power cord, AC-DC adapter, Rechargeable lithium battery, Portable bag	
Options	SHA861A to SHA862A	SHA860-F2
	Analysis Bandwidth 110 MHz	SHA860-B1A
	Advanced Measurement Kit	SHA860-AMK
	EMI Measurement	SHA860-EMI
	5G NR OTA Measurement	SHA860-NR
	LTE TDD/FDD OTA Measurement	SHA860-LTE
	Real-Time Spectrum Analysis	SHA860-RTA
	IQ Data Acquisition	SHA860-IQA
	Pulse Profile Analysis	SHA860-PU
	Digital Modulation Analysis	SHA860-DMA
	Analog Modulation Analysis	SHA860-AMA
	Source	SHA860-SOR
	Cable and Antenna Test	SHA860-CAT
	Vector Network Analysis	SHA860-VNA
	Bias Out	SHA860-BIAS
	GPS Receiver	SHA860-GPS
	Outdoor/Indoor Map	Outdoor/Indoor Map
Outdoor/Indoor Map Tile Download PC Software		EasyMap
General Accessories	Rechargeable lithium battery, 10.8 V	10V8-BAT
	AC-DC adapter, 12 V, 4 A	12V-AP-4A
	Portable bag	BAG-H2
	GPS antenna, SMA(M), 1000 mm	ANT-GPS1
	Directional Antenna Suit: Antennas (10 MHz~200 MHz, 200 MHz~500 MHz, 500 MHz~8 GHz), Handler with preamplifier (10 dB, 9 kHz~8 GHz)	ANT-DA1
	Near field probe kit: H-field probes (20 mm, 10 mm, 5 mm), E-field probe (5 mm), 300 kHz~3 GHz	SRF5030T
	Utility Kit: N(M)-SMA(M) cable (6 GHz), N(M)-N(M) cable (6 GHz), N(M)-BNC(F) adaptor x2, N(M)-SMA(F) adaptor x2, 10 dB 1W attenuator	UKitSSA3X
	N(M)-BNC(M) cable, DC~2 GHz, 700 mm	N-BNC-2L
	N(M)-SMA(M) cable, DC~6 GHz, 700 mm	N-SMA-6L
	N(M)-N(M) cable, DC~6 GHz, 700 mm	N-N-6L
	N(M)-N(M) cable, DC~18 GHz, 1000 mm	N-N-18L
	N(M)-SMA(M) cable, DC~18 GHz, 1000 mm	N-SMA-18L
	SMA(M)-SMA(M) cable, DC~18 GHz, 1000 mm	SMA-SMA-18L
CAT&VNA Accessories	Integrated N type Calibration Kit, Male, DC~9 GHz, 50 Ω	Y504MS
	Integrated N type Calibration Kit, Female, DC~9 GHz, 50 Ω	Y504FS
	Integrated 3.5mm type Calibration Kit, Male, DC~26.5 GHz, 50 Ω	Y606MS
	Integrated 3.5mm type Calibration Kit, Female, DC~26.5 GHz, 50 Ω	Y606FS
	N type Standard Calibration Kit, Male & Female, DC~9 GHz, 50 Ω	F504TS
	3.5mm type Standard Calibration Kit, Male & Female, DC~9 GHz, 50 Ω	F604TS
	N type Economic Calibration Kit, Male, DC~4.5 GHz, 50 Ω	F503ME
	N type Economic Calibration Kit, Female, DC~4.5 GHz, 50 Ω	F503FE
	N type Standard Calibration Kit, Male, DC~9 GHz, 50 Ω	F504MS
	N type Standard Calibration Kit, Female, DC~9 GHz, 50 Ω	F504FS
	3.5mm type Economic Calibration Kit, Male, DC~4.5 GHz, 50 Ω	F603ME
	3.5mm type Economic Calibration Kit, Female, DC~4.5 GHz, 50 Ω	F603FE
	3.5mm type Standard Calibration Kit, Male, DC~9 GHz, 50 Ω	F604MS
	3.5mm type Standard Calibration Kit, Female, DC~9 GHz, 50 Ω	F604FS



SHA850A

Portable Spectrum Analyzer



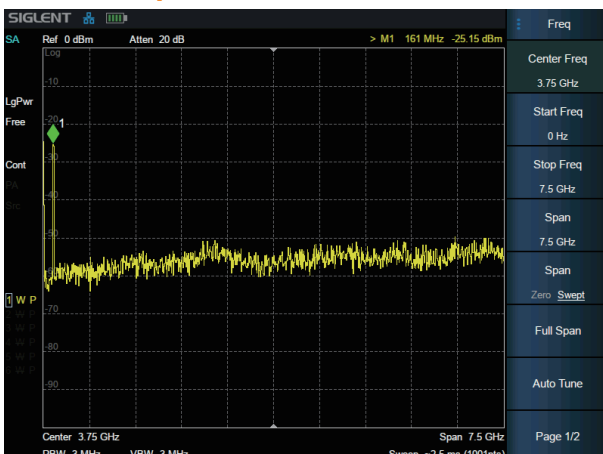
Features and Benefits

- Spectrum Analyzer Frequency Range from 9 kHz up to 7.5 GHz, -165 dBm/Hz Displayed Average Noise Level (Typ.), -104 dBc/Hz.@10 kHz Offset Phase Noise (1 GHz, Typ.), 1 Hz up to 10 MHz Minimum Resolution Bandwidth (RBW), Pre-amplifier and independent signal source up to 7.5 GHz, GPS positioning and logging
- Cable and Antenna Test Frequency Range from 100 kHz up to 7.5 GHz, Distance To Fault and Time Domain Analysis
- Vector Network Analyzer, Bias out up to 32VDC
- Typical working time 4 hours, 3.2 kg net weight, 8.4 Inch Multi-Touch Screen , Mouse and Keyboard supported

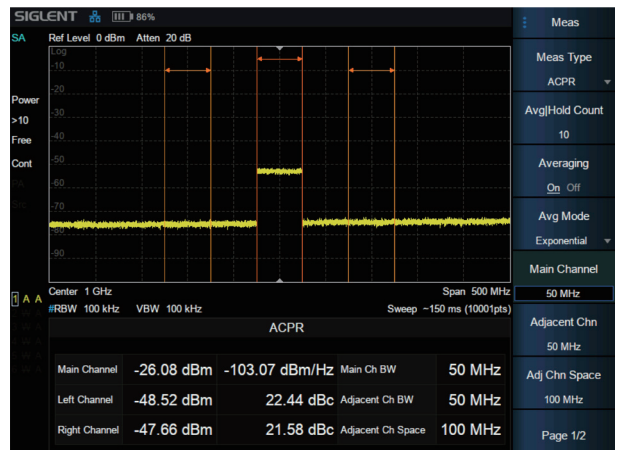


Design features

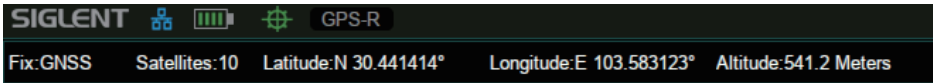
• Spectrum Analyzer 8.4 inch multi-touch screen and full keyboard control



• Channel Power and ACPR measurement



● **GPS Location and trace log recorder, sync 10MHz reference clock**

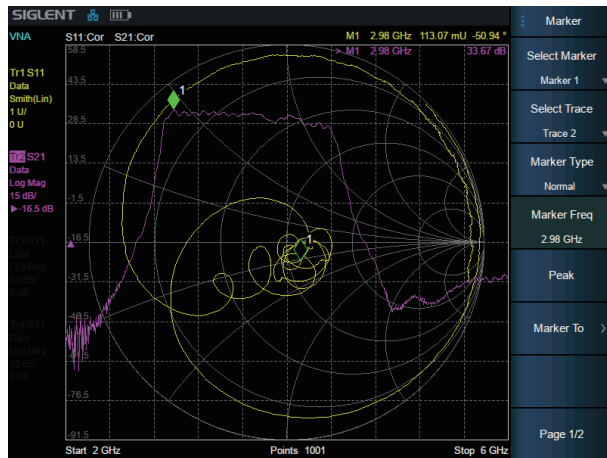


● **Interference analysis with directional antenna**



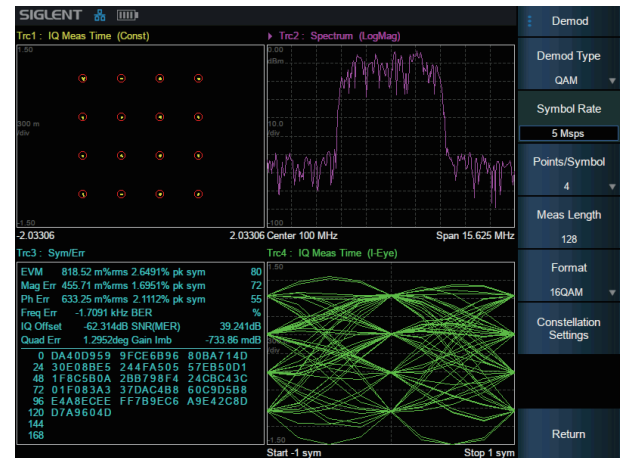
● **Vector Network Analyzer**

100 kHz-7.5 GHz Vector S11 and S21 measurement, Multi Formats Overlay Display



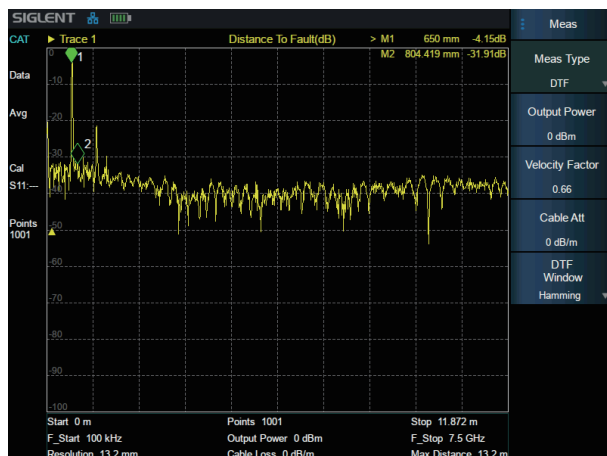
● **Modulation Analysis**

AM/FM/PM analog modulation, and ASK/FSK/PSK/MSK/QAM digital modulation analysis



● **Cable and Antenna Test**

Cable and Antenna Test based on Timing Domain Analysis






Model and Main index

Model	SHA851A	SHA852A
Spectrum Analyzer	9 kHz~3.6 GHz	9 kHz~7.5 GHz
Cable and Antenna Test	100 kHz~3.6 GHz	100 kHz~7.5 GHz



Ordering Information

Product	Description	Order Number
Product code	Spectrum & Vector Network Analyzer, 9 kHz~3.6 GHz	SHA851A
	Spectrum & Vector Network Analyzer, 9 kHz~7.5 GHz	SHA852A
Standard Accessories	Quick Start, USB type-C cable, Power cord, AC-DC adapter, Rechargeable lithium battery, Portable bag	
Options	SHA851A to SHA852A	SHA850-F2
	Source	SHA850-SOR
	Vector Network Analysis	SHA850-VNA
	Advanced Measurement Kit	SHA850-AMK
	Analog Modulation Analysis	SHA850-AMA
	Digital Modulation Analysis	SHA850-DMA
	DC Bias Out	SHA850-BIAS
	GPS Receiver	SHA850-GPS
	GPS Logging(need GPS Receiver)	SHA850-GPSM
General Accessories	Rechargeable lithium battery	10V8_BAT
	AC-DC adapter	12V_AP_4A
	Portable bag	BAG-H2
	GPS antenna, SMA(M), 100 cm	ANT-GPS1
	S5000 Directional Antenna Suit: S5001-VHF (10 MHz~200 MHz), S5001-UHF (200 MHz~500 MHz), S5001-LP (500 MHz~8 GHz), Preamp (10 dB, 9 kHz~8 GHz)	ANT-DA1
	Near field probe kit: 300 kHz~3 GHz, H-field probes (20 mm,10 mm,5 mm), E-field probe (5 mm)	SRF5030T
	Utility Kit: N(M)-SMA(M) cable(6 GHz), N(M)-N(M) cable(6 GHz), N(M)-BNC(F) adaptor x2, N(M)-SMA(F) adaptor x2, 10 dB 1W attenuator	UKitSSA3X
	N(M)-BNC(M) cable, DC~2 GHz, 700 mm	N-BNC-2L
	N(M)-SMA(M) cable, DC~6 GHz, 700 mm	N-SMA-6L
	N(M)-N(M) cable, DC~6 GHz, 700 mm	N-N-6L
	N(M)-N(M) cable ,DC~18 GHz, 1000 mm	N-N-18L
	N(M)-SMA(M) cable ,DC~18 GHz, 1000 mm	N-SMA-18L
	SMA(M)-SMA(M) cable ,DC~18 GHz, 1000 mm	SMA-SMA-18L
CAT&VNA Accessories	N type Integrated Calibration Kit, Male, DC~9 GHz,50 Ω	Y504MS
	N type Integrated Calibration Kit, Female, DC~9 GHz,50 Ω	Y504FS
	N type Precision Calibration Kit, DC~9 GHz, 50 Ω	F504TS
	3.5 mm type Precision Calibration Kit, DC~9 GHz, 50 Ω	F604TS
VNA Options	2 ports, 9 kHz ~ 4.5 GHz, SMA female	SEM5002A
	2 ports, 9 kHz ~ 9 GHz, SMA female	SEM5012A
	2 ports, 100 kHz ~ 13.5 GHz, 3.5 mm female	SEM5022A
	2 ports, 100 kHz ~ 26.5 GHz, 3.5 mm female	SEM5032A
	4 ports, 9 kHz ~ 4.5 GHz, SMA female	SEM5004A
	4 ports, 9 kHz ~ 9 GHz, SMA female	SEM5014A
	4 ports, 100 kHz ~ 13.5 GHz, 3.5 mm female	SEM5024A
	4 ports, 100 kHz ~ 26.5 GHz, 3.5 mm female	SEM5034A



SVA1000X

Spectrum & Vector Network Analyzer



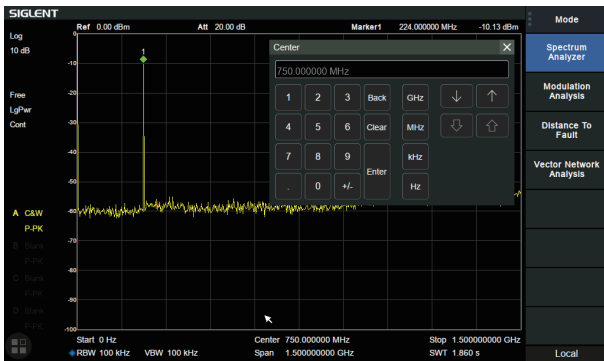
Features and Benefits

- Spectrum Analyzer Frequency Range from 9 kHz up to 7.5 GHz
- Vector Network Analyzer Frequency Range from 100 kHz up to 7.5 GHz
- -165 dBm/Hz Displayed Average Noise Level (Typ.)
- -98 dBc/Hz.@10 kHz Offset Phase Noise (1 GHz, Typ.)
- Level Measurement Uncertainty < 0.7 dB (Typ.)
- 1 Hz Minimum Resolution Bandwidth (RBW)
- Preamplifier Standard
- Tracking Generator Standard
- Distance To Fault (Opt.)
- Vector Signal Modulation Analysis (Opt.)
- EMI Filter and Quasi-Peak Detector Kit (Opt.)
- Advanced Measurement Kit (Opt.)
- 10.1 Inch Multi-Touch Screen , Mouse and Keyboard supported
- Web Browser Remote Control on PC and Mobile Terminals and File Operation

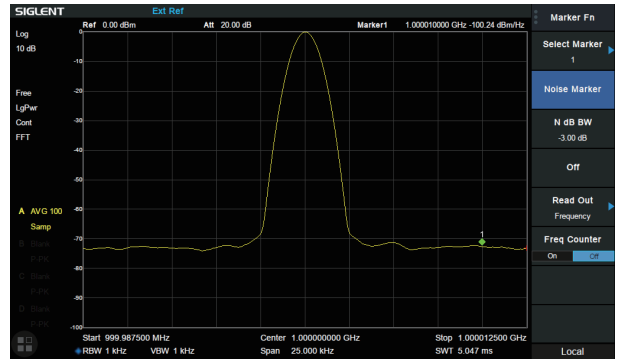


Design features

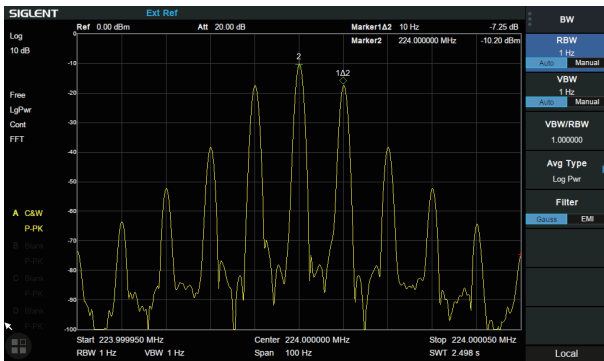
• 10.1 Inch Display with Multi-Touch Screen



• Phase noise <math><-98\text{ dBc/Hz}</math>@1 GHz, offset 10 kHz



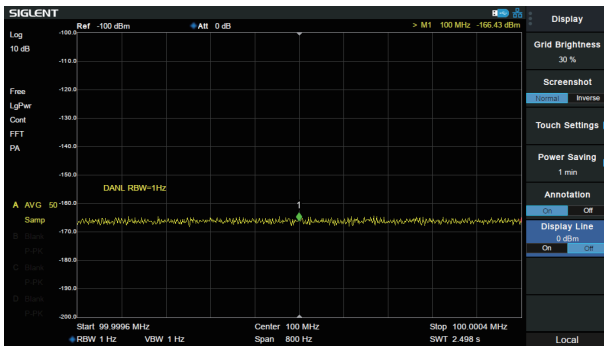
• Minimum 1 Hz Resolution Bandwidth (RBW)



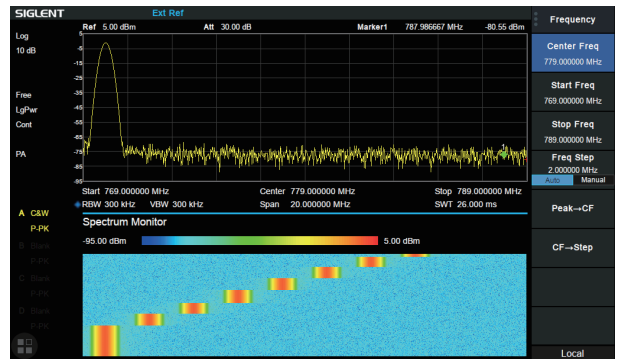
• ACPR in Advanced Measurement Kit



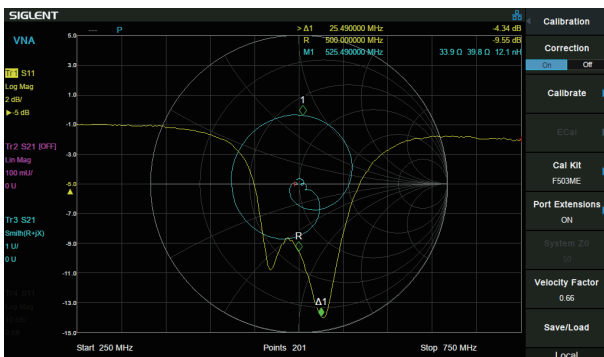
• -165 dBm/Hz Displayed Average Noise Level



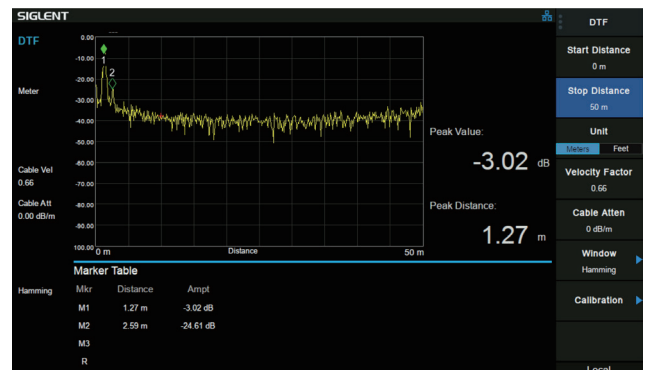
• Monitor in Advanced Measurement Kit



• 100 k-7.5 GHz Vector S11 and S21 measurement, Multi Formats Overlay Display

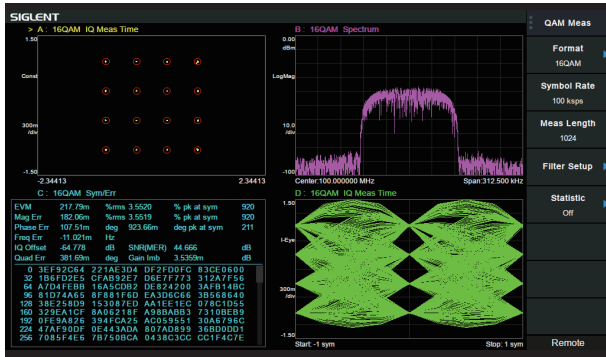


• Cable and Antenna Test based on Timing Domain Analysis



• Modulation Analysis Mode

AM/FM, ASK/FSK/PSK/MSK/QAM Vector Signal Modulation Analysis, EVM evaluation



• EMI Measurement Mode

EMI Measurement with CISPR 16-1-1 EMI filter, Quasi-peak Detector, and pre-stored standards



Model and Main index

Model	SVA1015X	SVA1032X	SVA1075X
Spectrum Analyzer Frequency Range	9 kHz~1.5 GHz	9 kHz~3.2 GHz	9 kHz~7.5 GHz
Vector Network Analyzer Frequency Range	100 kHz~1.5 GHz	100 kHz~3.2 GHz	100 kHz~7.5 GHz
Resolution Bandwidth	1 Hz~1 MHz	1 Hz~1 MHz	1 Hz~3 MHz
Displayed Average Noise Level	-156 dBm/Hz	-161 dBm/Hz	-165 dBm/Hz
SSB Phase Noise	<-99 dBc/Hz	<-98 dBc/Hz	<-98 dBc/Hz
Total Amplitude Accuracy	< 1.2 dB	< 0.7 dB	< 0.7 dB
Tracking Generator	100 kHz~1.5 GHz	100 kHz~3.2 GHz	100 kHz~7.5 GHz
VNA measurement	Vector S11, Vector S21		
Distance to Fault	VNA Timing Domain Analysis Locator		
Touch Screen	Multi Touch, Mouse and Keyboard supported		
Advanced Measurement	CHP, ACPR, OBW, CNR, Harmonic, TOI, Monitor		
Reflection Measurement	VSWR measurement using Reflection Bridge		
EMI Test	EMI Filter and Quasi-Peak Detector, Log Scale and Limit Line		
Modulation Analysis	AM, FM; ASK, FSK, MSK, PSK, QAM		
Communication Interface	LAN, USB Device, USB Host (USB-GPIB)		
Remote Control Capability	SCPI/Labview/IVI based on USB-TMC/VXI-11/Socket/Telnet		
Remote Controller	NI-MAX, Web Browser, Easy Spectrum software, File Explorer		

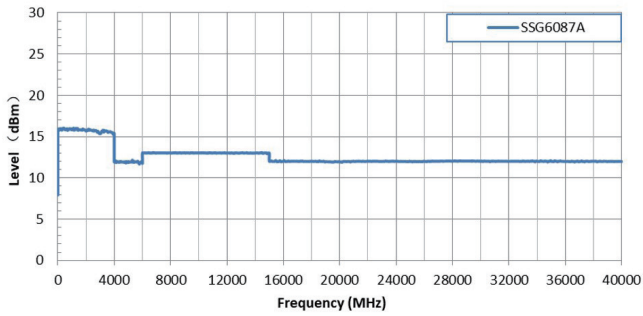


Ordering Information

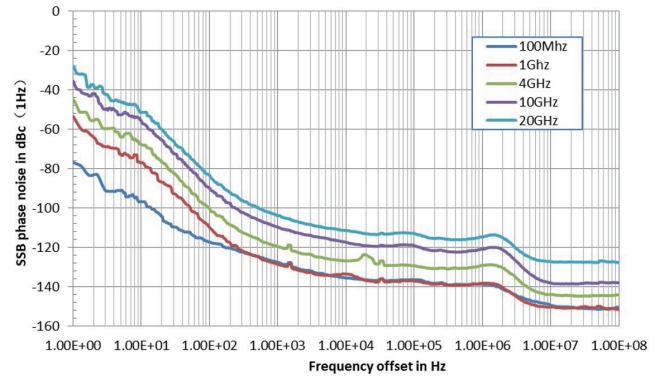
Product	Description	Order Number
Product Code	Spectrum & Vector Network Analyzer, 1.5 GHz	SVA1015X
	Spectrum & Vector Network Analyzer, 3.2 GHz	SVA1032X
	Spectrum & Vector Network Analyzer, 7.5 GHz	SVA1075X
Standard Accessories	Quick Start, USB Cable, Power Cord	
Common Options and Accessories	Advanced Measurement Kit	SVA1000X-AMK
	Utility Kit: N (M)-SMA (M) cable (6 GHz), N (M)-N (M) cable (6 GHz), N (M)-BNC (F) adaptor x 2, N (M)-SMA (F) adaptor x 2, 10 dB 1W attenuator	UKitSSA3X
	N (M)-SMA (M) cable, 70 cm, 6 GHz	N-SMA-6L
	N (M)-N (M) cable, 70 cm, 6 GHz	N-N-6L
	N (M)-BNC (M) cable, 70 cm, 2 GHz	N-BNC-2L
	N (M)-N (M) cable, 100 cm, 18 GHz	N-N-18L
	N (M)-SMA (M) cable, 100 cm, 18 GHz	N-SMA-18L
	SMA(M)-SMA(M) cable, 100 cm, 18 GHz	SMA-SMA-18L
	USB-GPIB Adaptor	USB-GPIB
	Soft carrying bag	BAG-S2
	6U Rack Mount Kit	SSA-RMK
	VNA Options	Distance To Fault
Mechanical Calibration Kit: Open (M), Short (M), Match (M,50), Through (F-F), 4.5 GHz, N-Male connector		F503ME
Mechanical Calibration Kit: OSLT, DC - 4.5 GHz, N-Female connector		F503FE
Mechanical Calibration Kit: OSLT, DC - 4.5 GHz, 3.5mm SMA-Male connector		F603ME
Mechanical Calibration Kit: Open (M), Short (M), Match (M,50), Through (F-F), 4.5 GHz, SMA-Female connector		F603FE
Mechanical Calibration Kit: OSLT, DC - 9 GHz, N-Male connector		F504MS
Mechanical Calibration Kit: OSLT, DC - 9 GHz, N-Female connector		F504FS
Mechanical Calibration Kit: OSLT, DC - 9 GHz, 3.5 mm SMA-Male connector		F604MS
Mechanical Calibration Kit: OSLT, DC - 9 GHz, 3.5 mm SMA-Female connector		F604FS
N-type, Male and Female, 50 Ω Calibration Kit, 0~9 GHz		F504TS
3.5 mm, Male and Female, 50 Ω Calibration Kit, 0~9 GHz		F604TS
EMI test Options	EMI Measurement Kit: EMI Filter and Quasi Peak Detector, EMI Receiver Mode in EasySpectrum Software	SVA1000X-EMI
	300 kHz~3 GHz Near Field Probe Kit: 3 H-probes (20/10/5 mm), 1 E-probe (5 mm)	SRF5030T
Modulation Analysis Options	Digital Modulation: ASK, FSK, MSK, PSK, QAM	SVA1000X-DMA
	Analog Modulation: AM, FM	SVA1000X-AMA
VNA Options	2 ports, 9 kHz ~ 4.5 GHz, SMA female	SEM5002A
	2 ports, 9 kHz ~ 9 GHz, SMA female	SEM5012A
	2 ports, 100 kHz ~ 13.5 GHz, 3.5 mm female	SEM5022A
	2 ports, 100 kHz ~ 26.5 GHz, 3.5 mm female	SEM5032A
	4 ports, 9 kHz ~ 4.5 GHz, SMA female	SEM5004A
	4 ports, 9 kHz ~ 9 GHz, SMA female	SEM5014A
	4 ports, 100 kHz ~ 13.5 GHz, 3.5 mm female	SEM5024A
	4 ports, 100 kHz ~ 26.5 GHz, 3.5 mm female	SEM5034A

Design features

Maxpower, SSG6087A



SSB phase noise



Model and Main index

Model	SSG6083A	SSG6085A	SSG6087A
Frequency Range	CW MODE 100 kHz~13.6 GHz	CW MODE 100 kHz~20 GHz	CW MODE 100 kHz~40 GHz
Frequency Resolution	0.001 Hz		
Amplitude Resolution	0.01 dB		
Level error	≤ 0.7 dB(typ.)		
Phase noise	-135 dBc/Hz @1 GHz, offset 20 kHz (typ.)		
Display	5 inch capacitance touch screen, RGB (800*480)		

Ordering Information

Product Description	SSG6000A Signal Generator	Order Number
Product code	Analog Signal Generator 100 kHz~13.6 GHz	SSG6083A
	Analog Signal Generator 100 kHz~20 GHz	SSG6085A
	Analog Signal Generator 100 kHz~40 GHz	SSG6087A
Standard configurations	Quick start, an USB cable, calibration certificate, power cord, 2.92 mm female to female adapter	
option	Pulse modulation	SSG6080A-PU
	Pulse train generator	SSG6080A-PT
	Rack mount kit	SSG6000A-RMK
	USB-GPIB adapter	USB-GPIB
	Upgrade 13.6 GHz to 20 GHz	SSG6080A-F85



SSG6082A-V

Vector Signal Generator

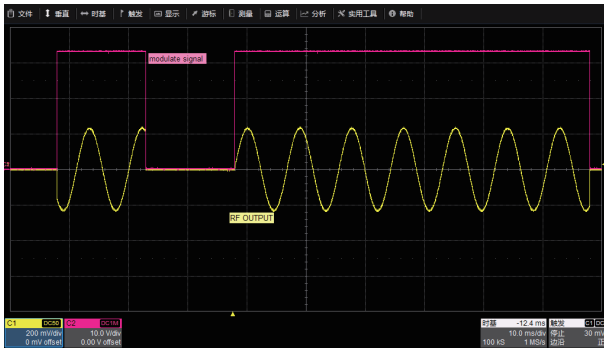


Features and Benefits

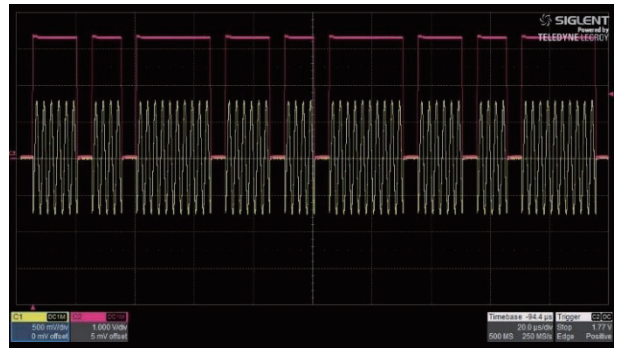
- Highest Frequency: 8 GHz
- Output Frequency Resolution: Up to 0.001 Hz
- Level Setting Range: -140 dBm to 30 dBm
- Phase Noise: < -132 dBc/Hz @ 1 GHz, offset 10 kHz (typical value)
- Amplitude Accuracy: ≤ 0.7 dB (typical value)
- Modulation Support: Supports AM/FM/PM analog modulation, internal and external modulation options.
- Pulse Modulation: Supports pulse modulation function, pulse train generator, and user-defined pulse sequences (optional).
- General Modulation: Capable of real-time output of QAM, FSK, ASK, PSK, multi-tone, and various other modulated signals. Supports playback of waveform files and sequences.
- Support waveform file playback: waveform sequence generation and playback.
- Communication Protocol Signals: Supports generation of common communication protocol signals such as 5G NR, WLAN, LTE, BLUETOOTH, IOT, etc., when used with SigIQPro software.
- MIMO and Other Applications: Supports MIMO and various other application scenarios.
- Real-time IQ Baseband AWGN: Supports real-time IQ baseband AWGN, allowing accurate control of signal and noise power, simplifying additional measurements and calculations required for receiver measurements.
- Power Meter Control Kit: Facilitates power measurement, control of power output, and line loss correction using a power meter.
- Vector Mode S-Parameter Compensation: Supports S-parameter compensation in vector mode to optimize the broadband characteristics of the test system.
- Web Remote Control: Supports web remote control for convenient remote operation by users.

Design features

- Supports dual-pulse modulation



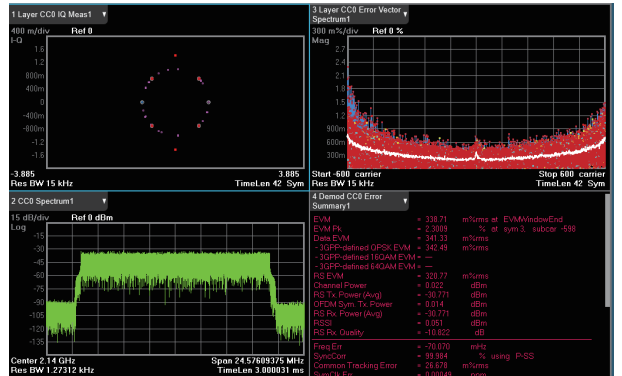
- Supports pulse sequence output with up to 2047 pulses



- In ARB mode, the sampling rate can reach up to 1.25 GHz, and it can be used with the SigIQPro PC software to generate common communication protocol signals such as 5G NR, LTE, WLAN, etc.

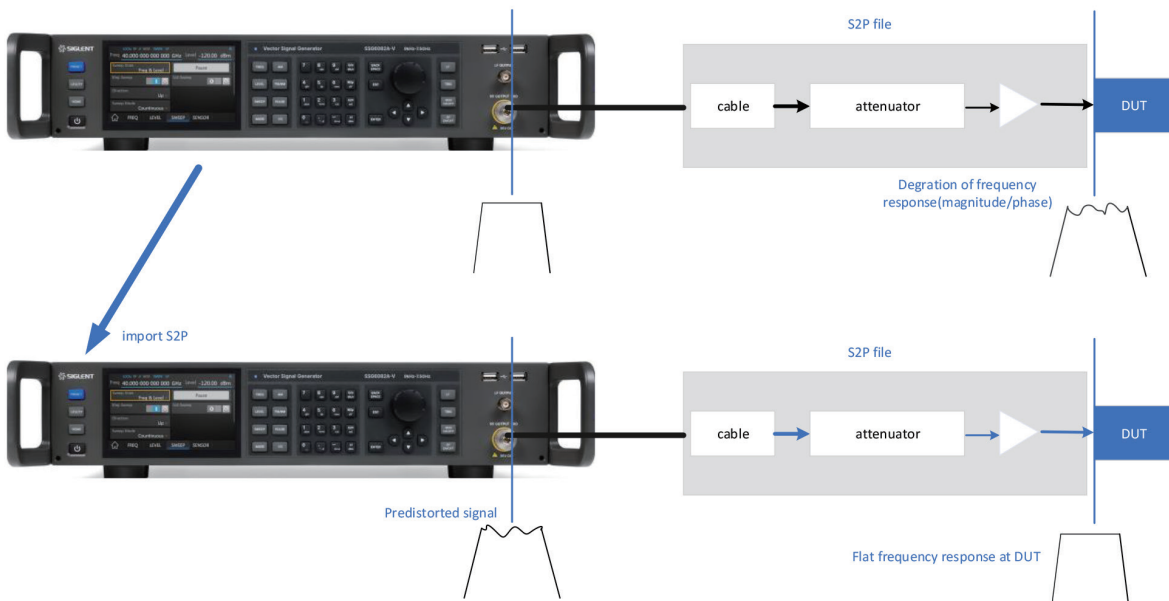


LTE FDD TM1.1 20M ACPR

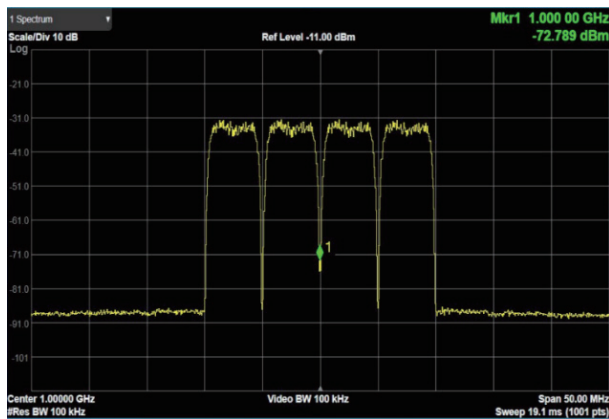


LTE FDD TM1.1 20M EVM

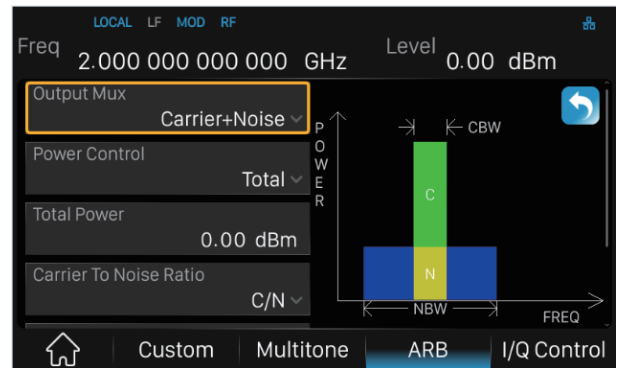
- User Vector Compensation: Supports user vector compensation using S-parameters for amplitude frequency response and phase compensation.



- **Generating multi-carrier signals in ARB mode**



- **Supports adding real-time AWGN (additive white Gaussian noise) to modulated signals in ARB mode, meeting various test scenarios for receiver measurements**



Model and Main index

Model	SSG6082A-V
Frequency Range	CW MODE: 9 kHz to 8 GHz IQ MODE: 10 MHz to 8 GHz
Frequency Setting Resolution	0.001 Hz
Amplitude Resolution	0.01 dB
Phase noise	-132 dBc/Hz @ 1 GHz, offset 10 kHz (typical value)
Display	5-inch capacitive touchscreen, 800 (RGB) × 480

Ordering Information

Product Description	SSG6082A-V Vector Signal Generator	Order Number
Product code	CW MODE: 9 kHz to 8 GHz IQ MODE: 10 MHz to 8 GHz	SSG6082A-V
Standard configurations	Quick start, an USB cable, calibration certificate, power cord	
option	Pulse modulation	SSG6080AV-PU
	Pulse train generator	SSG6080AV-PT
	1G RF bandwidth	SSG6080AV-B1000
	Bluetooth Signal Playback	SigIQPro-BT
	IOT Signal Playback	SigIQPro-IOT
	General OFDM Signal Playback	SigIQPro-OFDM
	5G NR Wireless Communication Protocol Signal Playback	SigIQPro-5G NR
	LTE FDD Wireless Communication Protocol Signal Playback	SigIQPro-LTE FDD
	LTE TDD Wireless Communication Protocol Signal Playback	SigIQPro-LTE TDD
	IEEE.802.11.ax Protocol Signal Playback	SigIQPro-IEEE.802.11.ax
	IEEE.802.11.be Protocol Signal Playback	SigIQPro-IEEE.802.11.be
Rack Mount Kit	SSG6000A-RMK	
USB-GPIB Conversion Adapter	USB-GPIB	



SSG5000A

RF Signal Generator



Features and Benefits

- Frequency up to 13.6 GHz / 20 GHz
- 0.001 Hz frequency setting resolution
- Level setting range: -130 dBm ~ 25 dBm
- Phase Noise: -120 dBc / Hz @ 1 GHz, 20 kHz offset (typ.)
- Level error ≤ 0.7 dB (typ.)
- Provides AM, FM, PM analog modulation with internal, external or Int+Ext source
- Single pulse, double pulse and pulse train generator (option)
- The power meter control kit can easily use the power meter to measure power, control power output and correct line loss
- 5 inch TFT capacitive touch screen, mouse and keyboard supported
- Web browser remote control on PC and mobile terminals
- Standard interface includes USB Host, USB Device (USB TMC), LAN (VXI-11, Socket, Telnet). Optional interface: GPIB



Model and Main index

Model	SSG5083A	SSG5085A
Frequency Range	CW MODE 9 kHz~13.6 GHz	CW MODE 9 kHz~20 GHz
Frequency Resolution	0.001 Hz	
Amplitude Resolution	0.01 dB	
Level error	≤ 0.7 dB(typ.)	
Phase noise	-120 dBc/Hz @1 GHz, offset 20 kHz (typ.)	
Display	5 inch capacitance touch screen, RGB (800*480)	



Ordering Information

Product Description	SSG5000A Signal Generator	Order Number
Product code	Analog Signal Generator 9 kHz~13.6 GHz	SSG5083A
	Analog Signal Generator 9 kHz~20 GHz	SSG5085A
Standard configurations	Quick start, an USB cable, calibration certificate, power cord	
option	Pulse modulation	SSG5080A-PU
	Pulse train generator	SSG5080A-PT
	110 dB Attenuator module ^[1]	SSG5080A-LP
	Rack mount kit	SSG-RMK
	USB-GPIB adapter	USB-GPIB
	Upgrade 13.6 GHz to 20 GHz	SSG5080A-F85

[1] Assembled and calibrated in factory only



SSG5000X

RF Signal Generator

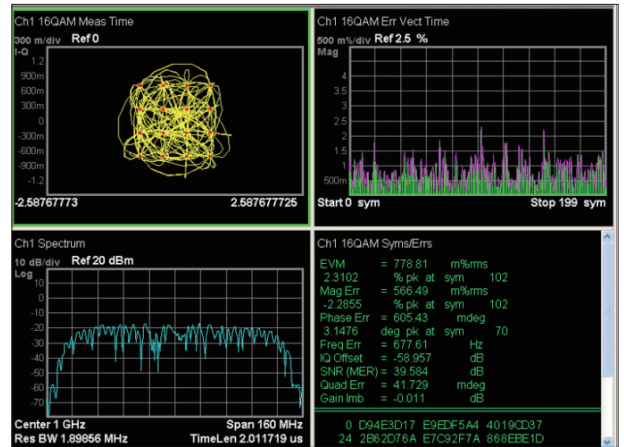
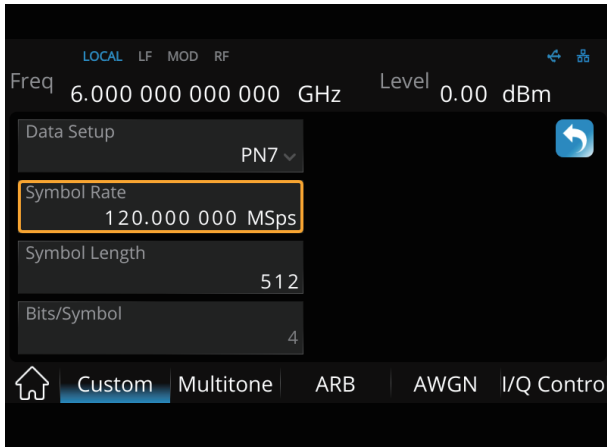


Features and Benefits

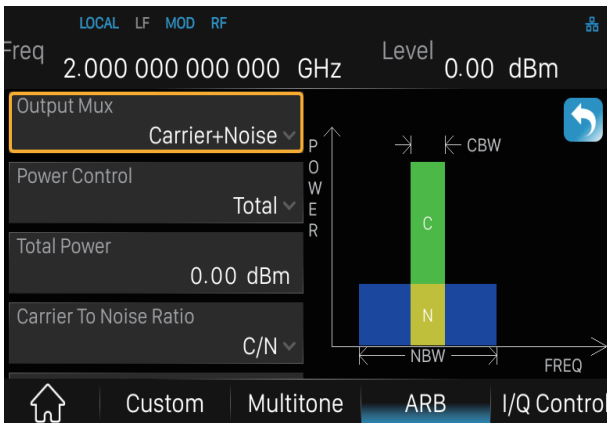
- Frequency up to 4 GHz/6 GHz
- 0.001 Hz frequency setting resolution
- High output power up to +26 dBm (typ.)
- Phase Noise: -120 dBc/ Hz @ 1 GHz, 20 kHz offset (typ.)
- User flatness correction with power sensor to correct the cable loss
- Provides AM, FM, PM analog modulation with internal, external or Int+Ext source
- Single pulse, double pulse and Pulse train generator (option)
- Internal IQ modulation with 150 MHz modulation bandwidth with perfect in-factory calibration
- Internal include some digital communication stand file such as 5G-NR, LTE, WCDMA, WLAN, and playback them
- Internal Custom mode generate common IQ signal such as QAM, FSK, ASK, MSK
- Analog differential I/Q outputs
- External analog I/Q input
- USB-power meter measurement
- 5 inch TFT capacitive touch screen, mouse and keyboard supported
- Web browser remote control on PC and mobile terminals
- Standard interface included USB Host, USB Device (USB TMC), LAN (VXI-11, Socket, Telnet). Optional interface: GPIB

Design features

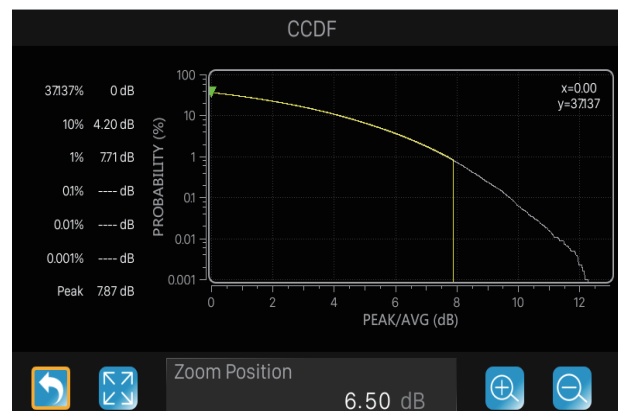
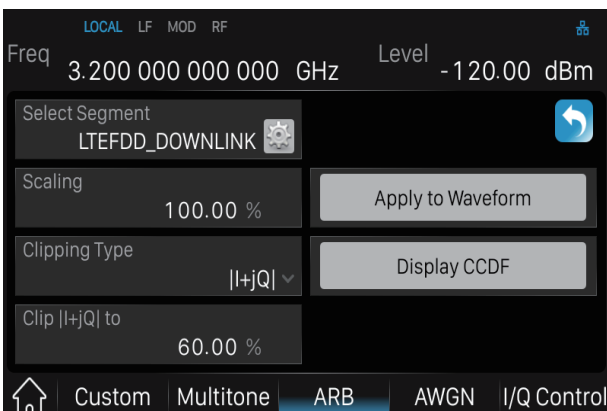
- Custom mod can generate IQ modulated signal such as QAM, PSK, ASK, FSK, the maximum sample rate is 120 Msps/s



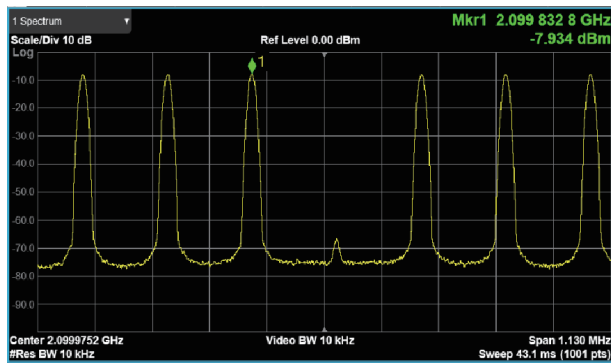
- ARB mode to add real time AWGN to the digital IQ to satisfy the receiver performance tests of receiver



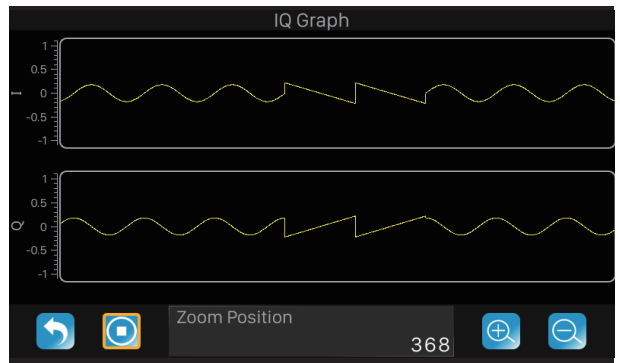
- ARB mod to clip the signal of the peak power and display the CCDF (cytotoxic cell differentiation factor)



- Multi-tone mode to output multi-signal



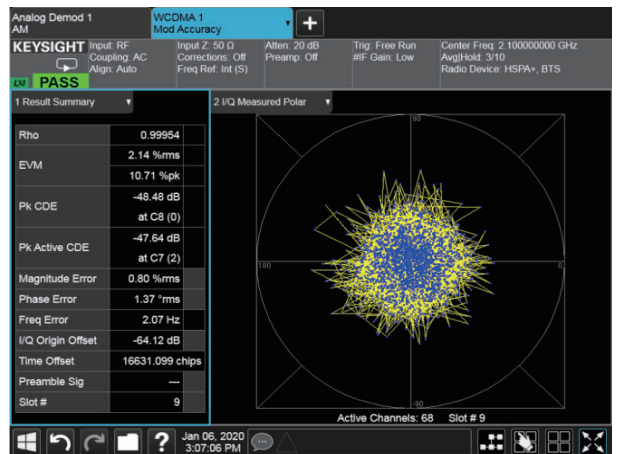
- ARB mode to build and replay waveform sequence



- Arb mode to replay back communication stand files

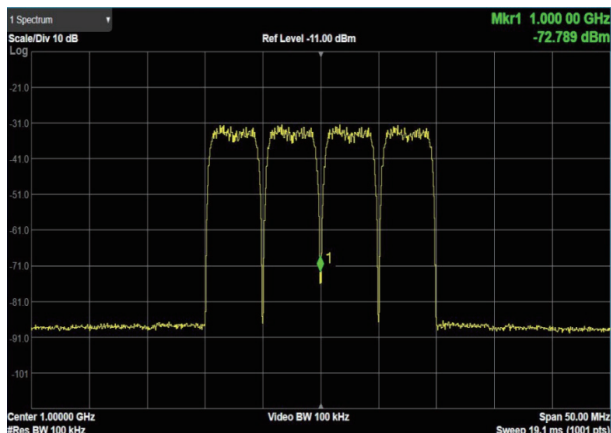


3 GPP WCDMA TM 1-64 DPCH ACPR

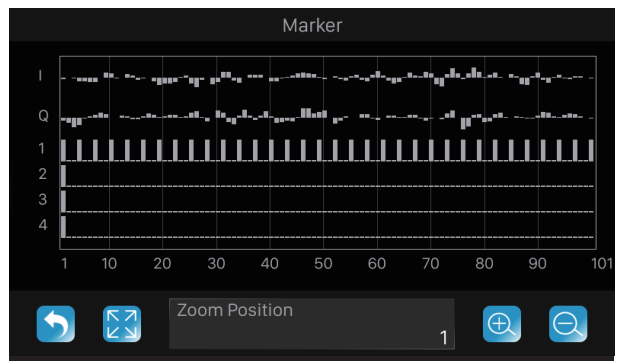


3 GPP WCDMA TM 1-64 DPCH EVM

- ARB mod to generate multi-carrier



- ARB mod to use the marker to label symbol of the waveform files and simultaneously output a pulse from the invent interface, this can synchronize another device.





• SigIQPro Signal Generation Software (Optional)

SigIQPro is a flexible PC-based signal generation software that takes signal generation to a whole new level, making it easy to generate complex signals that are fully compliant with Bluetooth, IoT and other communication standards. SIGLENT instruments and SigIQPro signal generation software integrate simulation, design and test to easily meet the needs of users at all stages of design, R&D, and production



Model and Main index

Model	SSG5040X	SSG5060X	SSG5040X-V	SSG5060X-V
Frequency Range	CW MODE 9 kHz~4 GHz	CW MODE 9 kHz~6 GHz	CW MODE 9 kHz~4 GHz IQ MODE 10 MHz~4 GHz	CW MODE 9 kHz~6 GHz IQ MODE 10 MHz~6 GHz
Frequency Resolution	0.001 Hz			
Amplitude Resolution	0.01 dB			
Phase noise	-120 dBc/Hz @1 GHz, offset 20 kHz (typ.)			
Display	5 inch capacitance touch screen, RGB (800*480)			

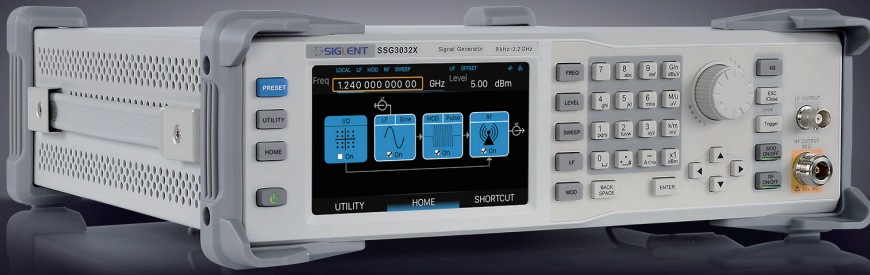


Ordering Information

Product Description	SSG5000X Signal Generator	Order Number
Product code	Analog Signal Generator 9 kHz ~ 4 GHz	SSG5040X
	Analog Signal Generator 9 kHz ~ 6 GHz	SSG5060X
	Vector Signal Generator 10 MHz ~ 4 GHz	SSG5040X-V
	Vector Signal Generator 10 MHz ~ 6 GHz	SSG5060X-V
Standard configurations	Quick start, an USB cable, calibration certificate, power cord	
option	Pulse train generator	SSG5000X-PT
	Rack mount kit	SSG-RMK
	USB-GPIB adapter	USB-GPIB
	Upgrade 4 GHz to 6 GHz	SSG5000X_F60
	Upgrade IQ bandwidth from 75 MHz to 150 MHz	SSG5000XV_B150
	Precision Frequency Reference	10M_OCXO_L ^[1]
	Generate IOT waveform at device	SSG5000XV-IOT
	SigIQPro for Bluetooth waveform playback license ^[2]	SigIQPro-BT
	SigIQPro for IOT waveform playback license	SigIQPro-IOT
SigIQPro for OFDM waveform playback license	SigIQPro-OFDM	

[1] Assembled and calibrated in factory only

[2] See the SigIQPro User Manual for details



SSG3000X

RF Signal Generator



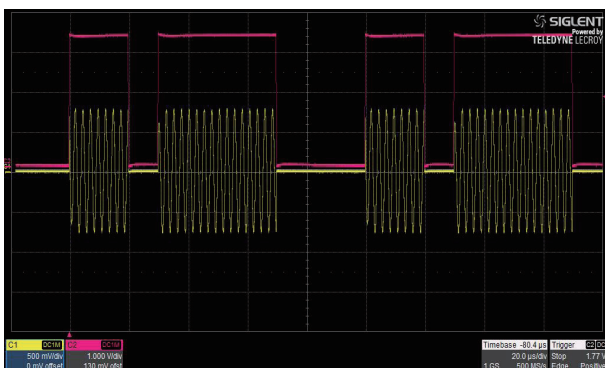
Features and Benefits

- Frequency up to 2.1 GHz/3.2 GHz
- 0.01 Hz frequency setting resolution
- Level output from -110 dBm to +13 dBm
- Maximum level up to +20 dBm (typ.)
- Phase Noise: -110 dBc/ Hz @ 1 GHz , 20 kHz offset (typ.)
- Level accuracy ≤ 0.7 dB (typ.)
- Provides AM, FM & PM analog modulation with internal, external or Int+Ext source
- Pulse modulation, on/off ratio ≥ 70 dBc
- Pulse train generator (option)
- External IQ modulation with SDG6000X as the baseband IQ signal
- USB-power meter measurement
- 5 inch TFT capacitive touch screen, mouse and keyboard supported
- Web browser remote control on PC and mobile terminals
- Standard interface include USB Host, USB Device (USB TMC), LAN (VXI-11, Socket, Telnet). Optional interface: GPIB

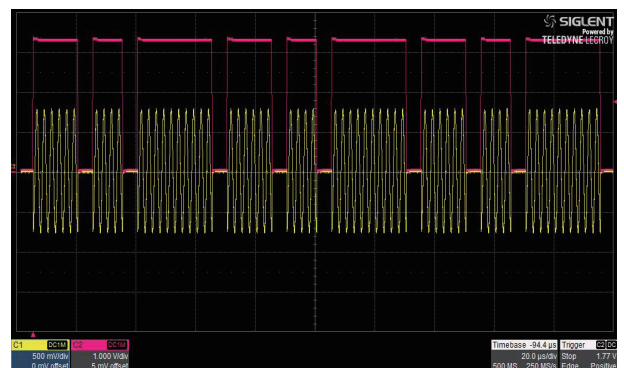


Design features

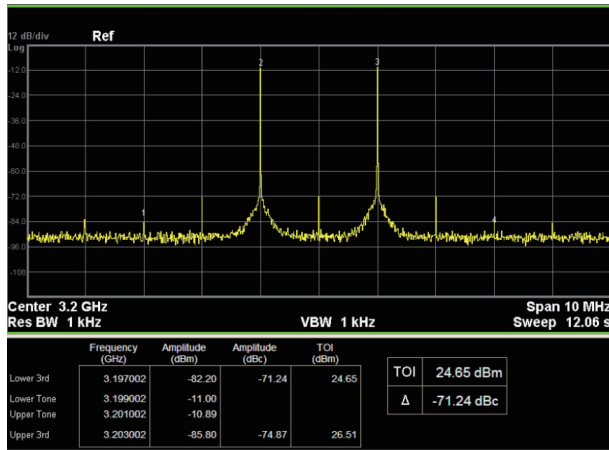
• Double pulse modulation



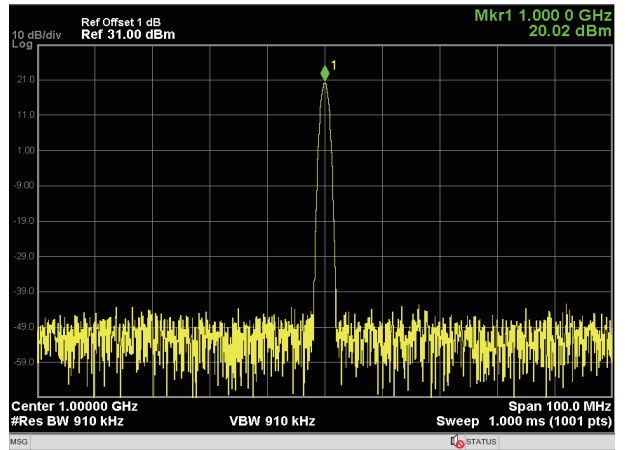
• Pulse train generator



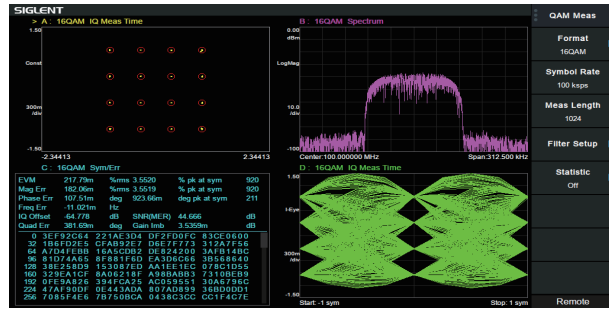
- Provides double-tone signal with IQ modulation, easily do TOI testing



- Maximum output level up to +20 dBm



- External IQ modulation using the SDG6000X as the baseband source



- Example for auto level control





















Model and Main index









Model	SSG3021X	SSG3032X	SSG3021X-IQE	SSG3032X-IQE
Frequency Range	CW MODE 9 kHz~2.1 GHz	CW MODE 9 kHz~3.2 GHz	CW MODE 9 kHz~2.1 GHz IQ MODE 10 MHz~2.1 GHz	CW MODE 9 kHz~3.2 GHz IQ MODE 10 MHz~3.2 GHz
Frequency Resolution	0.01 Hz			
Amplitude Resolution	0.01 dB			
Level accuracy	0.7 dB (typ.)			
Phase noise	-110 dBc/Hz @1 GHz ,offset 20 kHz (typ.)			
Display	5 inch capacitance touch screen, RGB (800*480)			
























Ordering Information






Product Description	SSG3000X Signal Generator	Order Number
Product code	Signal Generator 9 kHz~2.1 GHz	SSG3021X
		SSG3021X-IQE
	Signal Generator 9 kHz~3.2 GHz	SSG3032X
		SSG3032X-IQE
Standard configurations	quick start, an USB cable, calibration certificate, power cord	
option	pulse train generator	SSG3000X-PT
	rack mount kit	SSG-RMK
	USB-GPIB adapter	USB-GPIB
	Upgrade 2.1 GHz to 3.2 GHz	SSG3000X-21BW32
	Upgrade 2.1 GHz to 3.2 GHz (with external IQ)	SSG3000X-IQE-21BW32

Type	Model	Picture	Specifications
RF Cable	N-BNC-2L		N (Male) – BNC (Male), DC ~ 2 GHz, length 700 mm
	N-N-6L		N (Male) – N (Male), DC ~ 6 GHz, length 700 mm
	N-N-18L		N (Male) – N (Male), DC ~ 18 GHz, length 1000 mm
	N-SMA-6L		N (Male) – SMA (Male), DC ~ 6 GHz, length 700 mm
	N-SMA-18L		N (Male) – SMA (Male), DC ~ 18 GHz, length 1000 mm
	SMA-SMA-18L		SMA (Male) – SMA (Male), DC ~ 18 GHz, length 1000 mm
	SMA-SMA-26L		SMA (Male) – SMA (Male), DC ~ 26.5 GHz, length 1000 mm
	SMAF-SMA-26L		SMA (Male) – SMA (Female), DC ~ 26.5 GHz, length 1000 mm
	V26-N35MN35F-25IN		NMD 3.5 mm (Female) – NMD 3.5 mm (Male), DC ~ 26.5 GHz, length 635 mm
	V26-N35FA35F-25IN		NMD 3.5 mm (Female) – APC 3.5 mm (Female), DC ~ 26.5 GHz, length 635 mm
	V50-N24MN24F-25IN		NMD 2.4 mm (Female) – NMD 2.4 mm (Male), DC ~ 50 GHz, length 635 mm
	V50-N24FA24F-25IN		NMD 2.4 mm (Female) – APC 2.4 mm (Female), DC ~ 50 GHz, length 635 mm
	S06-NMSF-1M		N (Male) – SMA (Female), DC ~ 6 GHz, length 1000 mm
	S18-NMSF-1M		N (Male) – SMA (Female), DC ~ 18 GHz, length 1000 mm
S40-29M29F-1M		2.92 mm (Male) – 2.92 mm (Female), DC ~ 40 GHz, length 1000 mm	
Adaptor	2.92F-2.92F-40A		2.92 mm (Female) – 2.92 mm (Female), DC ~ 40 GHz

Type	Model	Picture	Specifications
Mechanical Calibration Kit	F503ME		DC - 4.5 GHz, OSLT, Type N - Male
	F503FE		DC - 4.5 GHz, OSLT, Type N - Female
	F504TS		DC - 9 GHz, OSLT, Type N - Male AND Female
	F504MS		DC - 9 GHz, OSLT, Type N - Male
	F504FS		DC - 9 GHz, OSLT, Type N - Female
	F505TS		DC - 18 GHz, OSLT, Type N - Male AND Female
	F505MS		DC - 18 GHz, OSLT, Type N - Male
	F505FS		DC - 18 GHz, OSLT, Type N - Female
	Y504MS		DC - 9 GHz, OSLT, Type N - Male
	Y504FS		DC - 9 GHz, OSLT, Type N - Female
	F603ME		DC - 4.5 GHz, OSLT, 3.5mm - Male
	F603FE		DC - 4.5 GHz, OSLT, 3.5mm - Female
	F604TS		DC - 9 GHz, OSLT, 3.5mm - Male AND Female
	F604MS		DC - 9 GHz, OSLT, 3.5mm - Male
	F604FS		DC - 9 GHz, OSLT, 3.5mm - Female
	F606TS		DC - 26.5 GHz, OSLT, 3.5mm - Male AND Female
	F606MS		DC - 26.5 GHz, OSLT, 3.5mm - Male
	F606FS		DC - 26.5 GHz, OSLT, 3.5mm - Female
	Y606MS		DC - 26.5 GHz, OSLT, 3.5mm - Male
	Y606FS		DC - 26.5 GHz, OSLT, 3.5mm - Female
KWR42A		18 – 26.5 GHz, Waveguide, 2.92mm-Male AND Female	

Type	Model	Picture	Specifications
Rack Mount	SSA-RMK		Rackmount kit , compatible with the SSA3000X,SSA3000X Plus, SVA1000X,SSA3000X-R model; Height 6U
	SSG-RMK		Rack Mount kit; SSG3000X, SSG5000X, SSG5000A, SDG7000A; Height 3U
	SSG6000A-RMK		Rack Mount kit; SSG6000A; Height 2U
RF Test board	SNA-TB01		Board integrated with RF components like amplifier, mixer, filter for vector network analyzer demonstration
Rechargeable lithium battery	10V8_BAT		10.8V, 74 Wh
Antenna	ANT-GPS1		GPS antenna, SMA(M), 100 cm
	ANT-DA1		Directional Antenna Suit, N type, ANT-DA11 antenna (10 MHz~200 MHz), ANT-DA12 antenna (200 MHz~500 MHz), ANT-DA13 antenna (500 MHz~8 GHz), Amplifier handle 12dB@1GHz(typ.)
	ANT-DA11		Contains amplifier handle and 10 MHz ~ 200 MHz antenna. Antenna gain 10 dB (typical value); SWR <1:1.9 (typical value); 50 Ω/N type, female; polarization direction horizontal and vertical
	ANT-DA12		Contains amplifier handle and 200 MHz ~ 500 MHz antenna. Antenna gain 10 dB (typical value); SWR <1:1.9 (typical value); 50 Ω/N type, female; polarization direction horizontal and vertical
	ANT-DA13		Contains amplifier handle and 500 MHz ~ 8 GHz antenna. Antenna gain 10 dB (typical value); SWR <1:1.9 (typical value); 50 Ω/N type, female; polarization direction horizontal and vertical
TDR Probe	ADP-18		Adjustable differential TDR probe DC~18 GHz
	ADP-26		Adjustable differential TDR probe DC~26.5 GHz
	ASP-18		Adjustable single-end TDR probe DC~18 GHz
	ASP-26		Adjustable single-end TDR probe DC~26.5 GHz

Type	Model	Picture	Specifications
AC-DC adapter	12V_AP_4A		12V, 4A
Carry Bag	BAG-S2		Soft Carry Case for SDS2000X, SDS5000X HD, SDS5000L, SDS5000X, SSA3000X, SVA1000X, SSA3000X Plus
	BAG-H2		Soft Carry Case for SHA860A, SHA850A, SHN900A
VNA Calibration Kit	SEM5002A		2 ports, 9 kHz ~ 4.5 GHz, standard SMA female, optional SMA male/Type-N female/Type-N male connectors
	SEM5012A		2 ports, 9 kHz ~ 9 GHz, standard SMA female, optional SMA male/Type-N female/Type-N male connectors
	SEM5022A		2 ports, 100 kHz ~ 13.5 GHz, standard 3.5mm female, optional 3.5mm male connector
	SEM5032A		2 ports, 100 kHz ~ 26.5 GHz, standard 3.5mm female, optional 3.5mm male connector
	SEM5004A		4 ports, 9 kHz ~ 4.5 GHz, standard SMA female, optional SMA male/Type-N female/Type-N male connectors
	SEM5014A		4 ports, 9 kHz ~ 9 GHz, standard SMA female, optional SMA male/Type-N female/Type-N male connectors
	SEM5024A		4 ports, 100 kHz ~ 13.5 GHz, standard 3.5mm female, optional 3.5mm male connector
	SEM5034A		4 ports, 100 kHz ~ 26.5 GHz, standard 3.5mm female, optional 3.5mm male connector
Switch Matrix	SSM5122A		2 input ports, 12 output ports, 3.5 mm female, 9 kHz~9 GHz
	SSM5124A		2 input ports, 24 output ports, 3.5 mm female, 9 kHz~9 GHz
	SSM5142A		4 input ports, 12 output ports, 3.5 mm female, 9 kHz~9 GHz
	SSM5144A		4 input ports, 24 output ports, 3.5 mm female, 9 kHz~9 GHz
	SSM5321A		2 input ports, 6 output ports, 3.5 mm female, 100 kHz~26.5 GHz
	SSM5342A		4 input ports, 12 output ports, 3.5 mm female, 100 kHz ~ 26.5 GHz
Reflection Bridge	RB3X25		VSWR bridge: (1 MHz~2.5 GHz), N (M) -N (M) adaptor (2 pcs)
Utility Kit	UKitSSA3X		Utility Kit for SSA3000X Series: N (M) -SMA (M) cable, N (M) -N (M) cable, N (M) -BNC (F) adaptor (2 pcs), N (M) -SMA (F) adaptor (2 pcs), 10 dB attenuator

Type	Model	Picture	Specifications
Mechanical Switch	SSU5181A		DC~18 GHz, including one SPDT mechanical switch, SMA female
	SSU5182A		DC~18 GHz, including two SPDT mechanical switches, SMA female
	SSU5183A		DC~18 GHz, including three SPDT mechanical switches, SMA female
	SSU5184A		DC~18 GHz, including four SPDT mechanical switches, SMA female
	SSU5261A		DC~26.5 GHz, including one SPDT mechanical switch, SMA female
	SSU5262A		DC~26.5 GHz, including two SPDT mechanical switches, SMA female
	SSU5263A		DC~26.5 GHz, including three SPDT mechanical switches, SMA female
	SSU5264A		DC~26.5 GHz, including four SPDT mechanical switches, SMA female
	SSU5265A		DC~26.5 GHz, including one SP6T mechanical switch, SMA female
	SSU5266A		DC~26.5 GHz, including two SP6T mechanical switches, SMA female
	SSU5501A		DC~50 GHz, including one SPDT mechanical switch, 2.4 mm female
	SSU5502A		DC~50 GHz, including two SPDT mechanical switches, 2.4 mm female
	SSU5503A		DC~50 GHz, including three SPDT mechanical switches, 2.4 mm female
	SSU5504A		DC~50 GHz, including four SPDT mechanical switches, 2.4 mm female
PC Software	SigIQPro		A comprehensive PC-based software for general and standards-based signals creation, supporting 5G NR, LTE, WLAN, Bluetooth, IoT, Custom OFDM, etc
Noise Source Driver	NSD28		Noise source driver, connect spectrum analyzer to noise source
Near-field Probe	SRF5030T		Near Field Probe: H field probe sets (20 mm, 10 mm, 5 mm) , E field probe (5 mm), 300 kHz~3.0 GHz; distinguished within 10 cm range of the magnetic field; for EMI radiation interference and the intensity detector
GPIB	USB-GPIB Adapter		The USB Device interface extends into the GPIB interface, USB-GPIB adapter can more easily complete the task of the operation command through the GPIB, USB follow the USB2.0 specification, GPIB follow the IEEE488.2 standard

Other Products Overview

SIGLENT also provides other instruments like Oscilloscopes, AWG, Multimeters, Electronic loads, power supplies.

※ Oscilloscopes ※



	SDS7000A	SDS6000A	SDS6000L	SDS5000X HD	SDS5000L	SDS5000X	SDS3000X HD
Bandwidth	3/4/6/8 GHz	500 MHz/1 GHz/ 2 GHz	500 MHz/1 GHz/ 2 GHz	350 MHz/ 500 MHz/1 GHz	350 MHz/ 500 MHz/1 GHz	350 MHz/ 500 MHz/1 GHz	350 MHz/ 500 MHz/1 GHz
Analog channel	4	4	4/8	4/6/8	8	4	4
Vertical resolution	12-bit	8-bit	8-bit	12-bit	12-bit	8-bit	12-bit
Max sample rate	20 GSa/s	5 GSa/s	5 GSa/s	5 GSa/s	5 GSa/s	5 GSa/s	4 GSa/s
Max memory depth	2 Gpts (AP model) 1 Gpts (A model)	500 Mpts	500 Mpts	2.5 Gpts	2.5 Gpts	250 Mpts	400 Mpts
Waveform update Rate	1,000,000 wfm/s	170,000 wfm/s	170,000 wfm/s	160,000 wfm/s	160,000 wfm/s	110,000 wfm/s	200,000 wfm/s
Protocol analysis (Standard)	All series standard: I2C, SPI, UART, CAN, LIN SDS1000X HD extra standard: CAN FD(decode only), FlexRay(decode only)						
Protocol analysis (Optional)	I2S SENT CAN FD FlexRay MIL-STD-1553B Manchester (decode only) ARINC429 CAN XL (decode only) USB2.0 (decode only)	I2S SENT CAN FD FlexRay MIL-STD-1553B Manchester (decode only) ARINC429 (decode only)	I2S SENT CAN FD FlexRay MIL-STD-1553B Manchester (decode only) ARINC429 (decode only) CAN XL (decode only) SpaceWire (decode only) USB2.0 (decode only)	I2S SENT CAN FD FlexRay MIL-STD-1553B Manchester (decode only) ARINC429	I2S SENT CAN FD FlexRay MIL-STD-1553B Manchester (decode only) ARINC429	I2S SENT CAN FD FlexRay MIL-STD-1553B Manchester (decode only) ARINC429 (decode only) CAN XL (decode only) SpaceWire (decode only)	I2S SENT CAN FD FlexRay MIL-STD-1553B Manchester (decode only) ARINC429 CAN XL (decode only) SpaceWire (decode only) USB2.0 (decode only) SPMI (decode only)
FFT points	32 Mpts	8 Mpts	8 Mpts	8 Mpts	8 Mpts	2 Mpts	4 Mpts
Math traces	4	4	8	8	8	2	4
Eye/Jitter analysis	○	○	○	×	×	×	×
Compliance Test	○	×	×	×	×	×	×
RTSA	○ (A model only)	×	×	×	×	×	×
Three-phase analysis	×	×	×	○	○	×	×
Power analysis	○	○	○	○	○	○	○

	SDS7000A	SDS6000A	SDS6000L	SDS5000X HD	SDS5000L	SDS5000X	SDS3000X HD
Search and Navigate	√	√	√	√	√	√	√
Sequence	√	√	√	√	√	√	√
History	√	√	√	√	√	√	√
Zone Trigger	√	√	√	√	√	√	√
DVM	√	√	√	√	√	√	√
Counter	√	√	√	√	√	√	√
Histogram	√	√	√	√	√	√	√
Bode plot	√	√	√	√	√	√	√
Digital channels	√	√	√	√	×	√	√
AWG	○	○	○	○	○	○	○
Webserver	√	√	√	√	√	√	√
HDMI output	√	√	√	√	√	×	×
Screen	15.6" touch screen	12.1" touch screen	×	12.1" touch screen	×	10.1" touch screen	10.1" touch screen

√: Support ○: Option ×: Unsupport

	SDS2000X HD	SDS2000X plus	SDS1000X HD	SDS800X HD	SDS1000X-E	SDS1104X-U	SDS1000CML+
Bandwidth	200 MHz/350 MHz	100/200/350 MHz	100/200 MHz	70/100/200 MHz	100/200 MHz	100 MHz	50/70/100/150MHz
Analog channel	4	4	2/4	2/4	2/4	4	2
Vertical resolution	12-bit	8-bit	12-bit	12-bit	8-bit	8-bit	8-bit
Max sample rate	2 GSa/s	2 GSa/s	2 GSa/s	2 GSa/s	1 GSa/s	1 GSa/s	1 GSa/s
Max memory depth	200 Mpts	200 Mpts	100 Mpts	100 Mpts	14 Mpts	14 Mpts	2 Mpts
Waveform update Rate	100,000 wfm/s	120,000 wfm/s	120,000 wfm/s	120,000 wfm/s	100,000 wfm/s	100,000 wfm/s	-
Protocol analysis (Standard)	All series standard: I2C, SPI, UART, CAN, LIN SDS1000X HD extra standard: CAN FD(decode only), FlexRay(decode only)						×
Protocol analysis (Optional)	I2S SENT CAN FD FlexRay MIL-STD-1553B Manchester (decode only) ARINC429 (decode only) CAN XL (decode only) SpaceWire (decode only)	I2S SENT CAN FD FlexRay MIL-STD-1553B Manchester (decode only)	×	×	×	×	×
FFT points	2 Mpts	2 Mpts	2 Mpts	2 Mpts	1 Mpts	128 kpts	NA
Math traces	4	2	4	4	NA	NA	NA
Compliance Test	×	×	×	×	×	×	×
RTSA	×	×	×	×	×	×	×
Power analysis	○	○	○	○	×	×	×
Search and Navigate	√	√	√	√	√	√	×
Sequence	√	√	√	√	√	√	×
History	√	√	√	√	√	√	×
Zone Trigger	√	√	×	×	NA	NA	NA
DVM	√	×	×	×	NA	NA	NA
Counter	√	√	√	√	√	√	√
Histogram	√	√	√	√	NA	NA	NA
Bode plot	√	√	√	√	√ (4 channel only)	×	×
Digital channels	√	√	√	√	√ (4 channel only)	×	×
AWG	○	○	○	○	√ (4 channel only)	×	×
Webserver	√	√	√	√	×	×	×
Screen	10.1" touch screen	10.1" touch screen	10.1" touch screen	7" touch screen	7" screen	7" screen	7" screen

√: Support ○: Option ×: Unsupport

※ Arbitrary Waveform Generator ※



	SDG7000A	SDG6000X	SDG3000X	SDG2000X	SDG1000X Plus	SDG1000X	SDG800
Bandwidth	350/500 MHz, 1 GHz	200/350/500 MHz	80/160/200 MHz	40/80/120 MHz	25/30/60 MHz	30/60 MHz	5/10/30 MHz
Channels	2 Differential/ Single-ended	2 Single-ended	2 Single-ended	2 Single-ended	2 Single-ended	2 Single-ended	1 Single-ended
Output range	± 24V (48V)	±10V	±10V	±10V	±10V	±10V	±10V
Sampling rate	5 GSa/s	2.4 GSa/s (2X Interpolation)	1.2 GSa/s (2X Interpolation)	1.2 GSa/s (4X Interpolation)	1 GSa/s (4X Interpolation)	150 MSa/s	125 MSa/s
Vertical resolution	14-bit	16 bit	16 bit	16 bit	16 bit	14-bit	14-bit
Arbitrary waveform length	24 pts ~ 512 Mpts/ch	2 ~ 20 Mpts	64 ~ 40 Mpts	8 ~ 8 Mpts	8 Mpts	16 kpts	16 kpts
Modulation types	AM FM PM ASK FSK PSK PWM QAM	AM FM PM ASK FSK PSK PWM QAM	AM FM PM ASK FSK PSK PWM DSB-SC	AM FM PM ASK FSK PSK PWM	AM FM PM ASK FSK PSK PWM DSB-AM	AM FM PM ASK FSK PSK PWM DSB-AM	AM FM PM ASK FSK PWM DSB-AM
Harmonic output	16	10	20	10	16	16	NA
Sweep & Burst	√	√	√	√	√	√	√
IQ Signal Generator	○	○	○	×	×	×	×
PRBS Generator	√	√	√	×	√	×	×
Display	5" touch screen	4.3" touch screen	7" touch screen	4.3" touch screen	4.3" screen	4.3" screen	3.5" screen

√: Support ○: Option ×: Unsupport



※ Power Supply ※

	SPS6000X	SPS5000X	SPD4000X	SPD3000X
Output Channel	1	1/2/3	4	3
Max. Voltage	100V/200 V	40/50/80/160 V	15/30/32 V	32 V
Max. Current	25/50 A	7.5/15/22.5/30/ 45/60/90 A	3.2/6/10 A	3.2 A
Max. Power	1500 W	180/360/720/1080 W	240/285/400 W	220 W
Resolution	10 mV/10 mA	1 mV/1 mA	1 mV/1 mA	1 mV/1 mA
Screen	3.12" OLED	2.4" OLED	4.3" LCD	4.3" LCD

	SPD3303C	SPD1000X	SMM3000X (SMU)
Output Channel	3	1	1/2
Max. Voltage	32 V	16/30 V	210 V
Max. Current	3.2 A	5/ 8 A	3.03 A
Max. Power	220 W	128/150 W	31.8 W
Resolution	10 mV/10 mA	1 mV/1 mA	100 nV/10 fA
Screen	LED	2.8" LCD	5" touch screen

※ DC Electronic Load ※

	SDL1030X-E	SDL1030X	SDL1020X-E	SDL1020X
Input power	300 W	300 W	200 W	200 W
Input channel	1	1	1	1
Setting resolution	1 mV, 1 mA	0.1 mV, 0.1 mA	1 mV, 1 mA	0.1 mV, 0.1 mA
Readback resolution	1 mV, 1 mA	0.1 mV, 0.1 mA	1 mV, 1 mA	0.1 mV, 0.1 mA
Input voltage	150 V	150 V	150 V	150 V
Input current	30 A	30 A	30 A	30 A
Display	3.5" TFT-LCD			

※ Digital Multimeter ※



	SDM4065A	SDM3065X	SDM4055A	SDM3055	SDM3045X
Reading resolution	6 1/2	6 1/2	5 1/2	5 1/2	4 1/2
Count	2,200,000 count	2,200,000 count	220,000 count	240,000 count	66,000 count
Max Reading Rate	50k rdgs/s	10k rdgs/s	4.8k rdgs/s	150 rdgs/s	150 rdgs/s
Basic Measurement Functions	DCV, ACV, DCI, ACI, 2/4-Wire Resistance Measurement, Cap, Diode, Continuity, Frequency, Period, Temperature				
DCV Range	200 mV ~ 1000 V	200 mV ~ 1000 V	200 mV ~ 1000 V	200 mV ~ 1000 V	600 mV ~ 1000 V
ACV Range	200 mV ~ 750 V	200 mV ~ 750 V	200 mV ~ 750 V	200 mV ~ 750 V	600 mV ~ 750 V
DCI Range	200 μA ~ 10 A	200 μA ~ 10 A	200 μA ~ 10 A	200 μA ~ 10 A	600 μA ~ 10 A
ACI Range	200 μA ~ 10 A	200 μA ~ 10 A	20 mA ~ 10 A	20 mA ~ 10 A	60 mA ~ 10 A
Resistance Range	200 Ω ~ 100 MΩ	200Ω ~ 100 MΩ	200 Ω ~ 100 MΩ	200 Ω ~ 100 MΩ	600 Ω ~ 100 MΩ
Capacitance Range	2 nF ~ 100 mF	2 nF ~ 100 mF	2 nF ~ 10 mF	2 nF ~ 10 mF	2 nF ~ 10 mF
Continuity/Diode	2 kΩ, 4V	2 kΩ, 4V	2 kΩ, 4V	2 kΩ, 4V	2 kΩ, 4V
Frequency/Period Range	3 Hz ~ 1 MHz	3 Hz ~ 1 MHz	20 Hz ~ 1 MHz	20 Hz ~ 1 MHz	20 Hz ~ 500 kHz
Temperature	RTD, thermocouple				
Display modes	numerical, bar meter, trend chart, histogram				
Logging Memory	2 million readings	10k data	2 million readings	10k data	10k data
Data Log Function	√	×	√	×	×
Digitize Function	√	×	×	×	×
Display	5" touch screen	4.3" TFT-LCD	5" touch screen	4.3" TFT-LCD	4.3" TFT-LCD

√: Support ○: Option ×: Unsupport



Service Promise:

Since the date of purchase, we offer three year’s warranty for the main unit:

- During the warranty period, if the products cause any hardware or software failure because of the quality, Siglent's after-sales service center or Siglent's designated maintenance points will offer the maintenance of the fault products for the user.
- Because of improper use or any other artificial reason, the damage won't be included in the free maintenance.

1. Extension after-sales service

Extension service is based on the main unit (not including accessories) as an object. During the extension service, Siglent still offer free maintenance after the standard warranty period.

1.1 Three advantages:

- Guarantee investment. To extend the life cycle of the products.
- Save money. To prevent the high cost of maintenance after the warranty period.
- Avoid the repeated investment. To prevent buying new equipments because it can't be repaired after the warranty period.

1.2 The content of the extension service

You can buy the following extension service according to your demand:

Solution	Viability	Instruction
ES4	One year after the warranty period	According to the service terms, Siglent will offer another one year for the after-sales maintenance service
ES5	Two years after the warranty period	According to the service terms, Siglent will offer another two years for the after-sales maintenance service

2. Calibration services

After long-term use, oscilloscope will cause the deviation of measured value and waveform display, because of its work temperature and humidity. Siglent will restore the original performance and accuracy of factory setting to calibrate the deviation.

- Eliminate the error of measurement
- Restore the original performance and accuracy of the factory setting to the “new” state
- The upgrade of the firmware and the software
- Make the instruments comply with the standard of the ISO9001 quality management process
- Traceable calibration certificates



**Follow us on Facebook:
SiglentTech**

modification date: 2026-04

Headquarters:

SIGLENT Technologies Co., Ltd
Add: Bldg No.5, Antongda Industrial
Zone, 3rd Liuxian Road, Bao'an
District, Shenzhen, 518101, China
Tel: + 86 755 3688 7876
Fax: + 86 755 3359 1582
Email: sales@siglent.com
Website: int.siglent.com

North America:

SIGLENT Technologies NA, Inc
Add: 6557 Cochran Rd Solon, Ohio
44139
Tel: 440-398-5800
Toll Free:877-515-5551
Fax: 440-399-1211
Email: support@siglentna.com
Website: www.siglentna.com

Europe:

SIGLENT Technologies Germany
GmbH
Add: Staetzlinger Str. 70
86165 Augsburg, Germany
Tel: +49(0)-821-666 0 111 0
Fax: +49(0)-821-666 0 111 22
Email: info-eu@siglent.com
Website: www.siglenteu.com

Malaysia:

SIGLENT Technologies (M)
Sdn.Bhd
Add: NO.6 Lorong Jelawat 4
Kawasan Perusahaan Seberang
Jaya 13700, Perai Pulau Pinang
Tel: 006-04-3998964
Email: sales@siglent.com
Website: int.siglent.com

Every Bench. Every Engineer. Every Day.